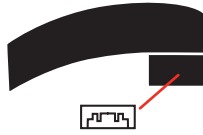




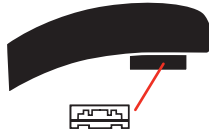
MULTI-FIT AERATOR KEY

Aerator Type

Regular OR Hidden:

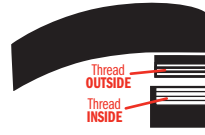


Regular Aerator
Inside

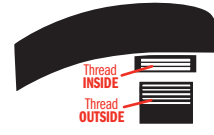


Hidden Aerator
Inside

Male to Female OR Female to Male:



Male Spout/
Female Aerator



Female Spout/
Male Aerator

Coin Size Comparison

Aerator Wrench =
Fits Multiple Sizes



Standard (ST)
= Quarter Size

15/16" Male
Threaded
55/64" Female
Threaded



Junior (JU)
= Nickel Size

13/16" Male
Threaded
3/4" Female
Threaded



Tiny Junior (TJ)
= Penny Size

M20x1 Male
Threaded
M18.5x1 Female
Threaded



Tom Thumb (TT)
= Dime Size

M18x1 Male
Threaded
M16x1 Female
Threaded



Select Aerator Key

REGULAR



HIDDEN



Aerator Wrench

Measure hidden
aerator based
on coin size
comparison

How To Replace Your Hidden Aerator



- 1 Using the above measurements, find the right key size for your hidden aerator.
- 2 Line up the teeth of the key with the notches of the hidden aerator.
- 3 Twist to loosen the aerator.