

ITEM NO. 3781142 / MODEL NO. 6622550000

3672TFS**MANSFIELD®**

72" x 36" x 21-1/2", Acrylic, Pro-Fit® Bathtub, Right-Hand

FEATURES

- High gloss, easy-to-clean acrylic with fiberglass reinforcement
- Standard bathtub provides a simple and relaxing soak
- Rectangular model with right-hand end drain
- Pre-leveled legs for easy installation
- Integrated dual armrests for bather's comfort
- Integrated tile flange and apron with removable access panels
- Spacious bathing well designed for one-person comfort
- 1-year limited warranty on acrylic
- Installation: Alcove
- Available in White

**COMPONENTS**

MODEL #	DESCRIPTION	CODES/STANDARDS
6622550000	72" x 36" x 21-1/2" Rectangular Pro-Fit® Bathtub, right-Hand. Drain not included.	
ACCESSORIES		
CAB-	Cable Overflow Drain (White — 1330, Chrome — 1335, Everbrass — 1336, Brushed Nickel — 1337, Oil Rubbed Bronze — 1338, Matte Black — 1339)	
TIP-	Tip Toe Overflow Drain (Chrome — 1335, Everbrass — 1336, Brushed Nickel — 1337, Oil Rubbed Bronze — 1338, Matte Black — 1339)	



ITEM NO. 3781142 / MODEL NO. 6622550000

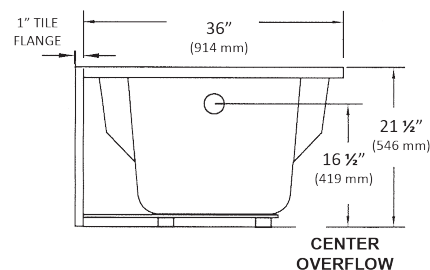
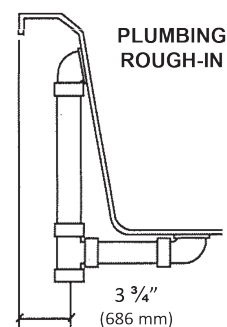
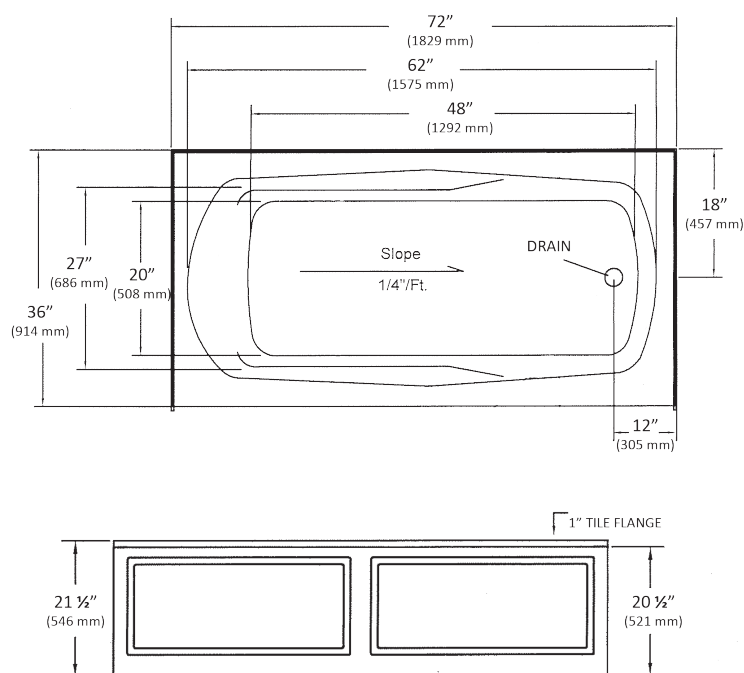
3672TFS**MANSFIELD®**

72" x 36" x 21-1/2", Acrylic, Pro-Fit® Bathtub, Right-Hand

SPECIFICATIONS

MATERIAL	Acrylic, fiberglass reinforced
CONSTRUCTION	Self contained bathtub mounted on a pre-leveled base.
WATER CAPACITY	38 gal. (min.) / 52 gal. (max)

SOAKING DEPTH	13-1/4"
FLOOR LOADING WEIGHT	47 lbs. sq.ft.
SHIPPING WEIGHT	Model 6622550000 - 120 lbs. (54 kg)
WARRANTY	Acrylic - 1-Year

TECHNICAL INFORMATION**Note:** these dimensions are nominal and subject to change without notice.**NOTES:**

1. Measurements may vary 1/4" (+/-).
2. Apron is integral with optional removable access panels.
3. Removable access panel provides access to blower/motor.
4. Specify LH or RH drain when ordering.

