



HEDGEHOG DRYER

Welcome to the Hedgehog family!

We're so happy to have you as part of our growing family. Our goal is to provide you with a complete drying and organizing solution that will keep you (and your little hedgehogs) warm and dry, regardless of rainy or snowy weather outside.

Please read these instructions carefully before use, and keep them for future reference. We are a new company and would love your feedback. Please share your comments and questions with us at info@hedgehogdryer.com.

Enjoy life!

The Hedeghog Family

For more inspiration and resources, visit us at

www.hedgehogdryer.com

DESIGNED IN HEMSEDAL, NORWAY

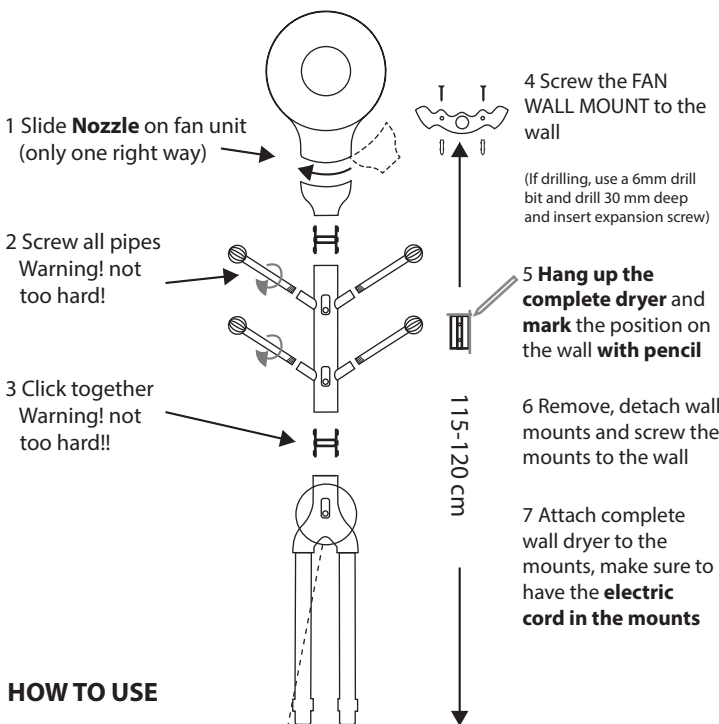


SAFETY INSTRUCTIONS

	WEIGHT restrictions for HANGER and WALL <ul style="list-style-type: none">DO NOT DRY heavy boots such as ski boots on HANGER or WALL, use the OCTOPUS or FAMILY for this.No more than 4 kilograms weight total on Hedgehog HANGER or WALL.No more than 0.5 kilogram of weight per spike/branch/arm, or it may break.
	<ul style="list-style-type: none">The Dryer Fan Unit must not be used by people with impaired motor skills (including children), impaired mental function, or people who lack the necessary experience and knowledge.Children must be under supervision at all times to ensure that they do not play with the appliance.
	<ul style="list-style-type: none">Connect device's electric cord to a secure electrical outlet while in use.If electric cord is damaged in any way, do not use device.Make sure there are no other devices connected to the same electric circuit, to prevent overload on circuit.Never let the cord be in contact with the dryer.Do not carry the device by its electric cord.Disconnect device from wall outlet when not in use.
	<ul style="list-style-type: none">Intended for indoor use only.Never touch the device during drying, it may get hot.Never cover the device, block or insert objects into air inlet or outlet.Never use close to water or in rooms with humidity, such as bathrooms, pools, showers or sinks.The device must not be immersed in water or other liquids. Should it come into contact with water, immediately pull the plug out of the socket.Do not use fittings and/or accessories that have been modified or that have not been approved by the manufacturer.If broken, damaged or malfunctioning in any way, do not use. Either discard or contact point of sale.
	EE WASTE – BE NICE TO NATURE This product is considered as Electric Electronic waste and needs to be disposed as electronic waste at a location for recycling. For more detailed information on recycling this product, contact the municipal office, the local waste disposal service or the store where it was purchased. According to the EU directive 2012/19/EU and 2006/66/EC.



HEDGEHOG FAMILY



HOW TO USE

- Hang up mitten glove or shoe on spike
- Open **air vent** (push up)
- Turn on device

WARNINGS

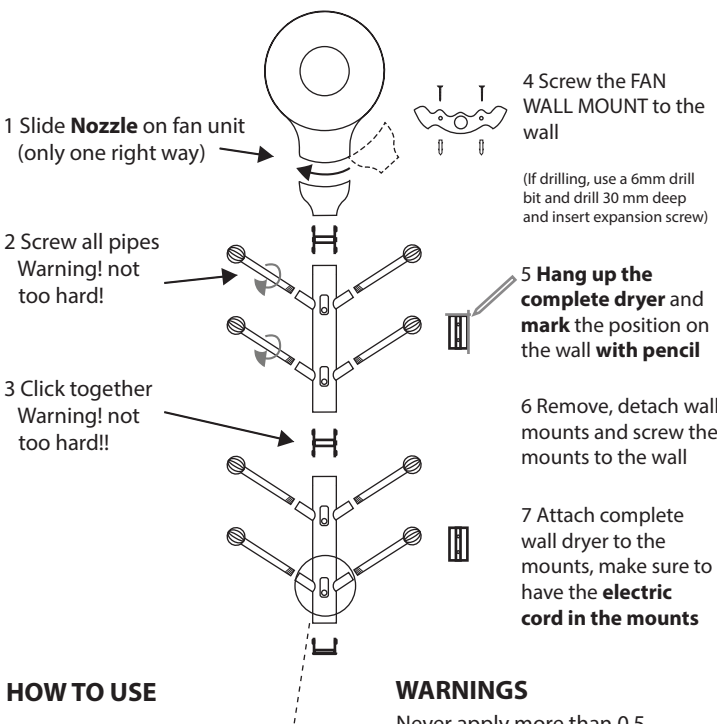
Never apply more than 0.5 kilogram per spike

Always keep at least 1 air vent open, or it may overheat

Dry leather or sensitive materials on 37°C or room temperature



HEDGEHOG WALL



HOW TO USE

- Hang up mitten glove or shoe on spike
- Open **air vent** (push up)
- Turn on device

WARNINGS

Never apply more than 0.5 kilogram per spike

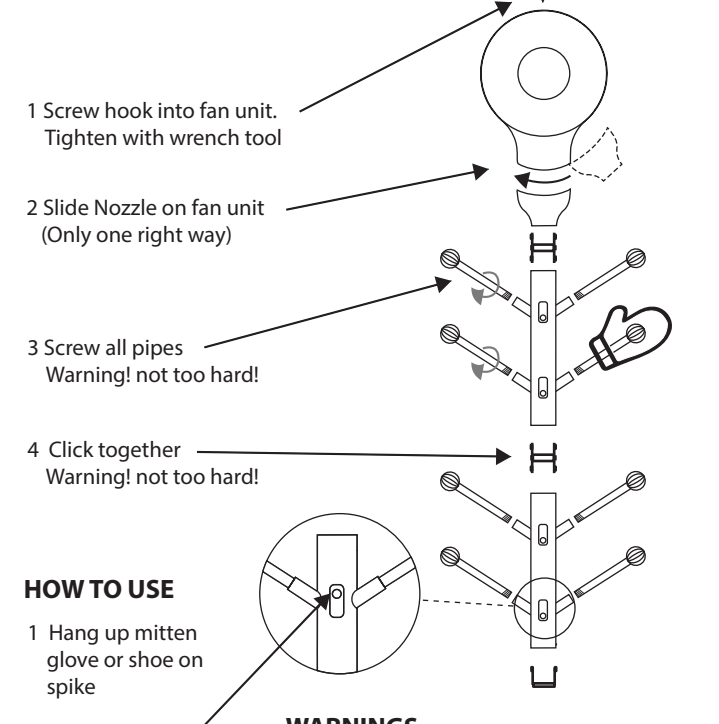
Never dry ski boots on Hedgehog Wall, they are too heavy!

Always keep at least 2 air vents open, or it may overheat

Dry leather or sensitive materials on 37°C or room temperature



HEDGEHOG HANGER



HOW TO USE

- Hang up mitten glove or shoe on spike
- Open **air vent** (push up)
- Turn on device

WARNINGS

Never apply more than 0.5 kilogram per spike

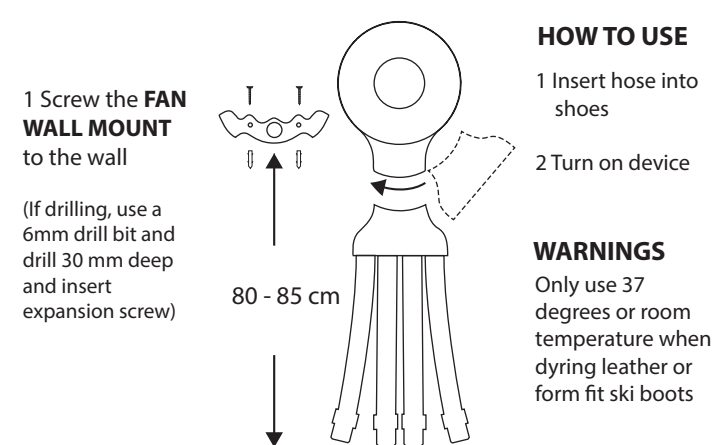
Never dry ski boots on Hanger. They are too heavy!

Always keep 2 air vents open, or it may overheat

Dry leather or sensitive materials on 37 degrees or room temperature



HEDGEHOG OCTOPUS



HOW TO USE

- Insert hose into shoes
- Turn on device

WARNINGS

Only use 37 degrees or room temperature when drying leather or form fit ski boots

HOW THIS BEAUTY WORKS :)

ON/OFF
Hold for 1 second to start or turn off

TIMER
1-10 hours

HEAT
Off - room temperature
37°C for leather and memory foam ski boots
45°C for meduim heat
60°C for high heat and faster drying

AIRFLOW
1-5 speeds
1 silent mode
5 tornado mode



TROUBLESHOOTING AND ERROR CODES

3 RED LEDs flashing 5 seconds and off.
Overheating due to lack of air circulation. Make sure inlet and outlet are open. Check if 2 or more air vents are open on Hanger and Wall. Restart. If problem continues, contact customer support.

1st RED LED (37 Led) flashing 5 seconds and off.
Safety protection. Heating sensor does not work - contact customer support.

5 BLUE LEDs flashing 5 seconds and off.
Engine is defective or cannot run - contact customer support.

Do not attempt to repair an electrical device yourself!

Technical Data

Models:
H-OCT-WST-01, H-HAN-WST-01
H-WAL-WST-01, H-OCT-BST-01
H-HAN-BST-01, H-WAL-BST-01
H-OCT-WIO-01, H-HAN-WIO-01
H-WAL-WIO-01, H-OCT-BIO-01
H-HAN-BIO-01, H-WAL-BIO-01

Voltage supply: 220-240 V ~ 50-60 Hz
Power: 650 W (650 W with Wall and Hanger)
Protection class: II IP01

Certifications

IEC/EN 60335-1
IEC/EN 60335-2-43
IEC/ EN 62233
EN 55014-1:2017
EN 610003-2:2014
EN 61000-3-3:2013
EN 55014-2:2015
IEC/EN 60335-2-65



For support, tips and other products, see

www.hedgehogdryer.com

© 2021 Hedgehog AS. All rights reserved. Hedgehog and the Hedgehog logo are trademarks of Hedgehog AS registered in Norway and other countries. All technolgy and designs are patented.