

USER'S MANUAL

10 x 10 Ft Pergola Kit Metal Frame Grape Gazebo & Canopy Cover

THIS INSTRUCTION BOOKLET CONTAINS **IMPORTANT** SAFETY INFORMATION. PLEASE READ AND KEEP FOR FUTURE REFERENCE.

Please give us a chance to make it right and do better!

Contact our friendly customer service department for help first.

Replacements for missing or damaged parts will be shipped ASAP!



Contact Us!

Do NOT return this item.

Contact our friendly customer service department for help first.
























Before You Start







- ⦿ Please read all instructions carefully.
- ⦿ Retain instructions for future reference.
- ⦿ Separate and count all parts and hardware.
- ⦿ Read through each step carefully and follow the proper order.
- ⦿ We recommend that, where possible, all items are assembled near to the area in which they will be placed in use, to avoid moving the product unnecessarily once assembled.
- ⦿ Always place the product on a flat, steady and stable surface.
- ⦿ Keep all small parts and packaging materials for this product away from babies and children as they potentially pose a serious choking hazard.


Thank you for purchasing this quality product. Be sure to check all packing material carefully for small parts that may have come loose inside the carton during shipment.

PARTS LIST

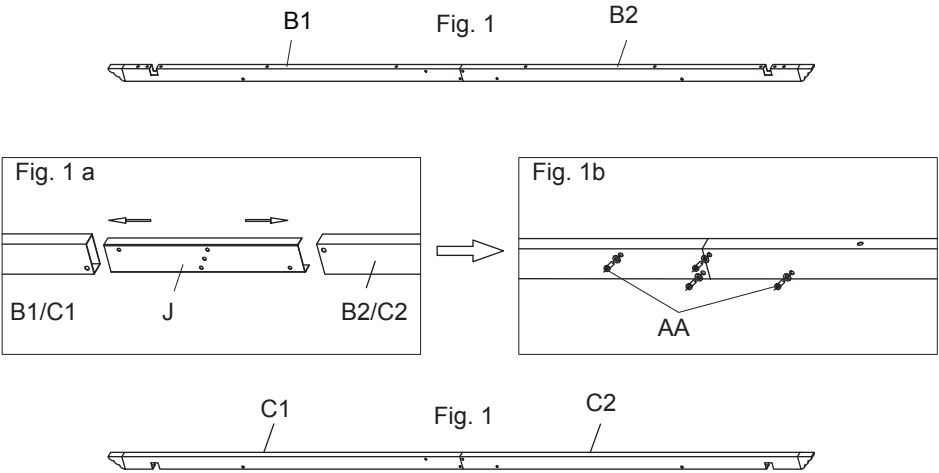
	Description	Sketch	QTY	BOX
A1	Post A1		2 PCS	2 / 2
A2	Post A2		2 PCS	2 / 2
B1	Cross Beam B1		2 PCS	1 / 2
B2	Cross Beam B2		2 PCS	1 / 2
C1	Cross Beam C1		2 PCS	2 / 2
C2	Cross Beam C2		2 PCS	2 / 2
D	Roof Tube		12 PCS	1 / 2
E1	Pulling Rod E1		2 PCS	1 / 2
E2	Pulling Rod E2		2 PCS	1 / 2
F	Guide Tube		4 PCS	2 / 2
G	Bracket		8 PCS	1 / 2
H1	Corner Support H1		4 PCS	2 / 2
H2	Corner Support H2		4 PCS	2 / 2
J	Connector J		4 PCS	2 / 2
K	Connector K		6 PCS	2 / 2
M	Bracket M		4 PCS	1 / 2
N	Bracket N		4 PCS	1 / 2
O	Post Decoration O		4 PCS	1 / 2
R	Post Decoration R		4 PCS	1 / 2
S	Post Hoof		4 PCS	1 / 2
P	Shade Fabric		1 PC	1 / 2

HARDWARE LIST

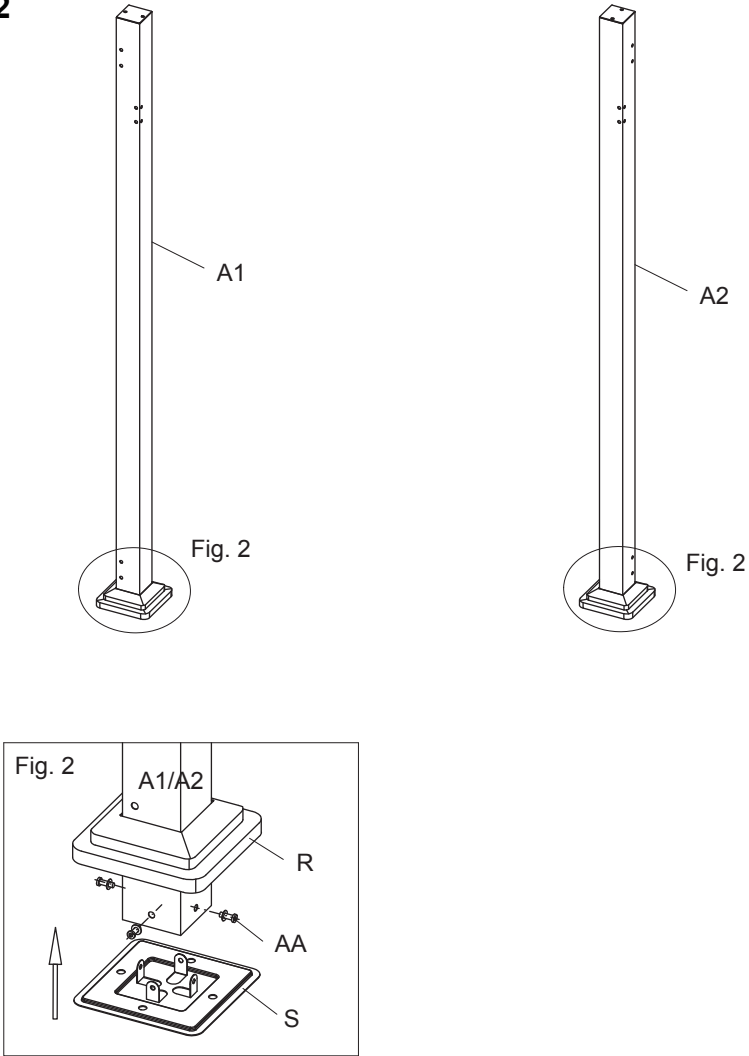
	Description	Sketch	QTY	BOX
AA	Bolt (M6x12)		104 PCS	1 / 2
BB	Bolt (M6x35)		8 PCS	1 / 2
CC	Bolt (M6x55)		12 PCS	1 / 2
DD	Bolt (M6x75)		8 PCS	1 / 2
EE	Allen Key		2 PCS	1 / 2
FF	Anchor		8 PCS	1 / 2

	Description	Sketch	QTY	BOX
	Cap for cross Beam		2 PCS	1 / 2

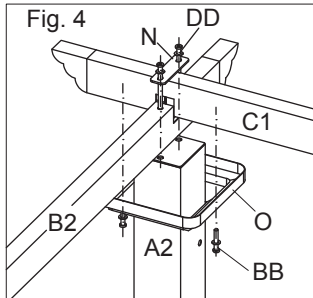
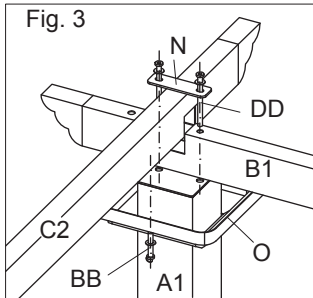
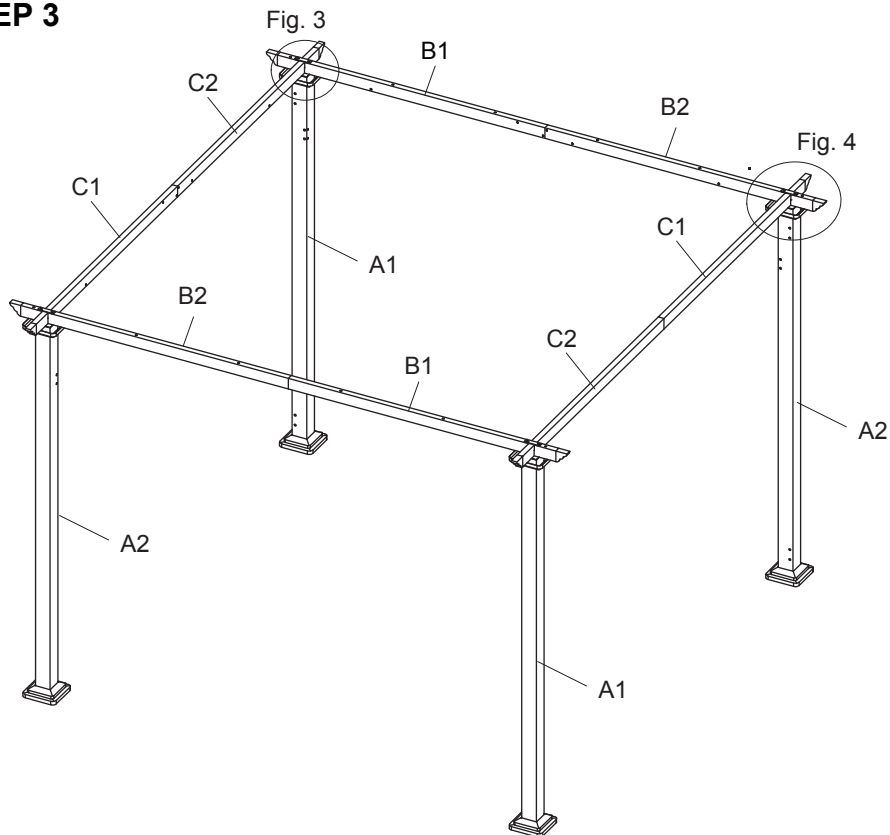
STEP 1



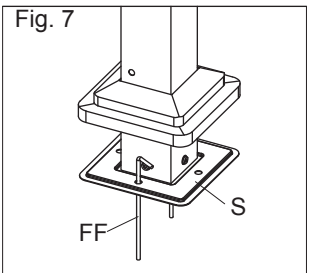
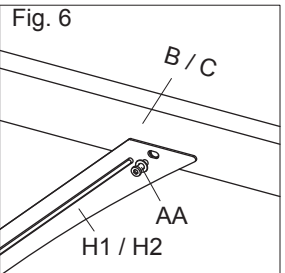
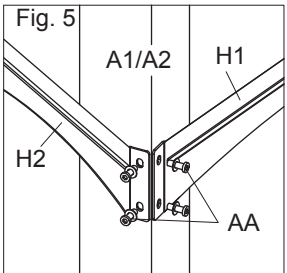
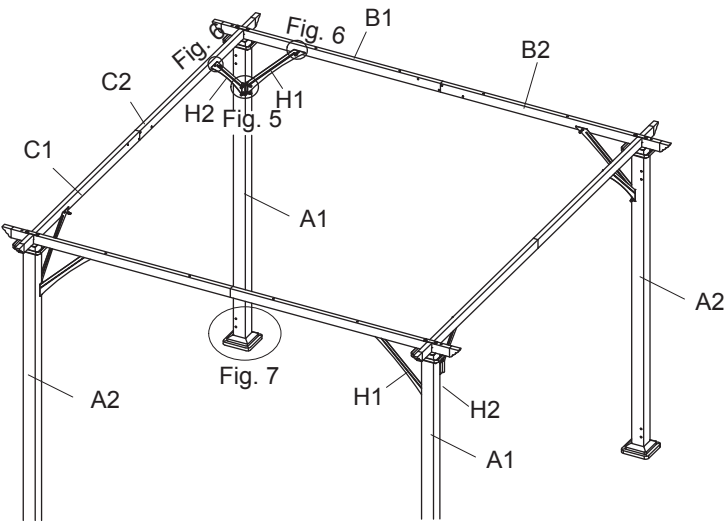
STEP 2



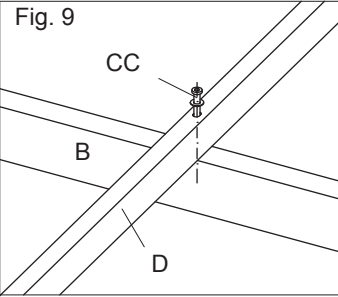
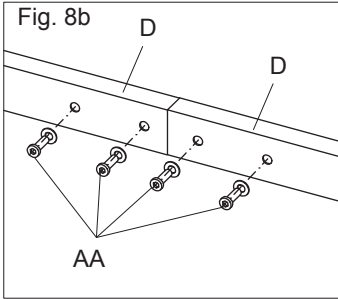
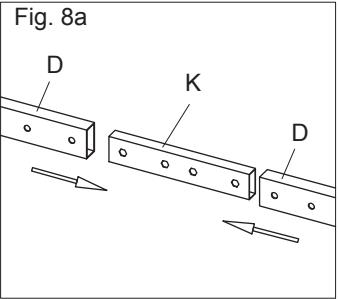
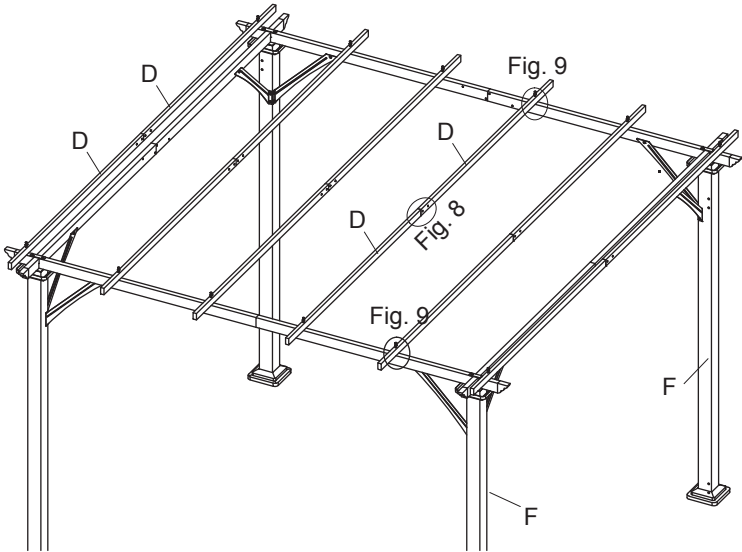
STEP 3



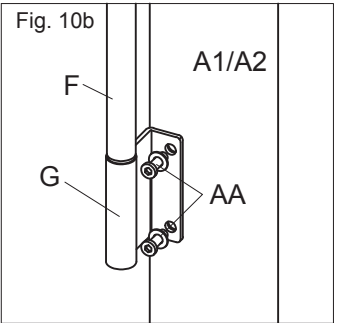
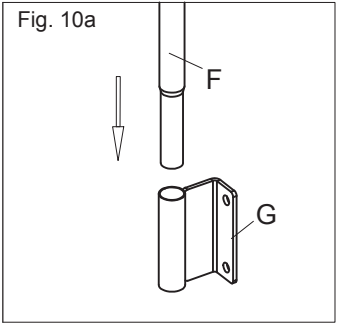
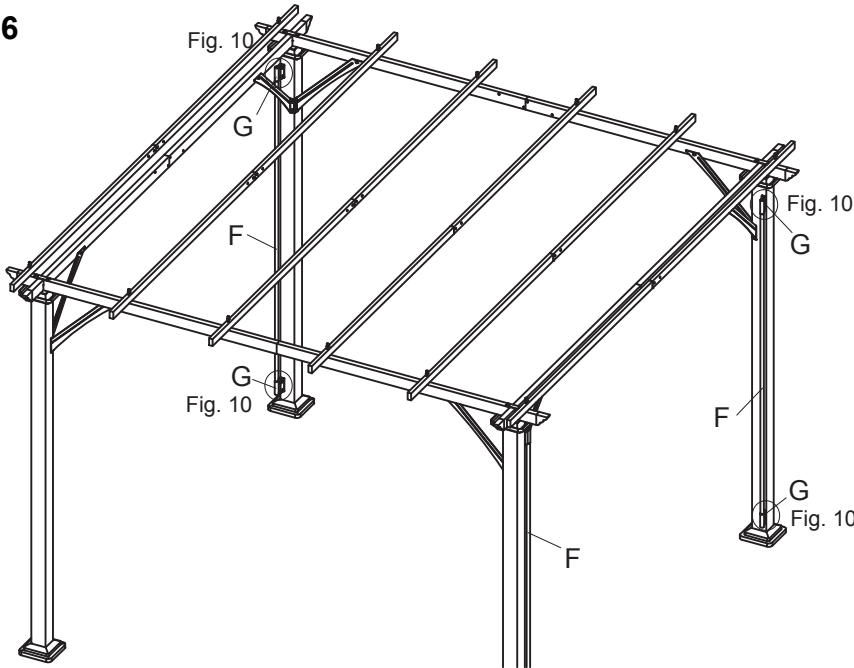
STEP 4



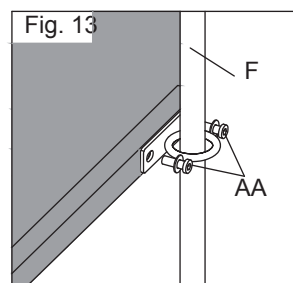
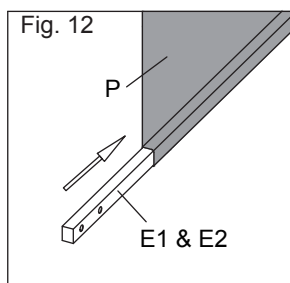
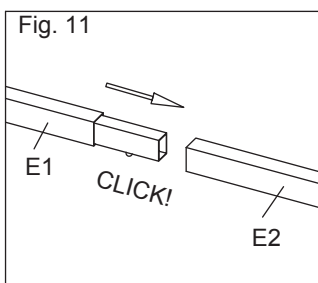
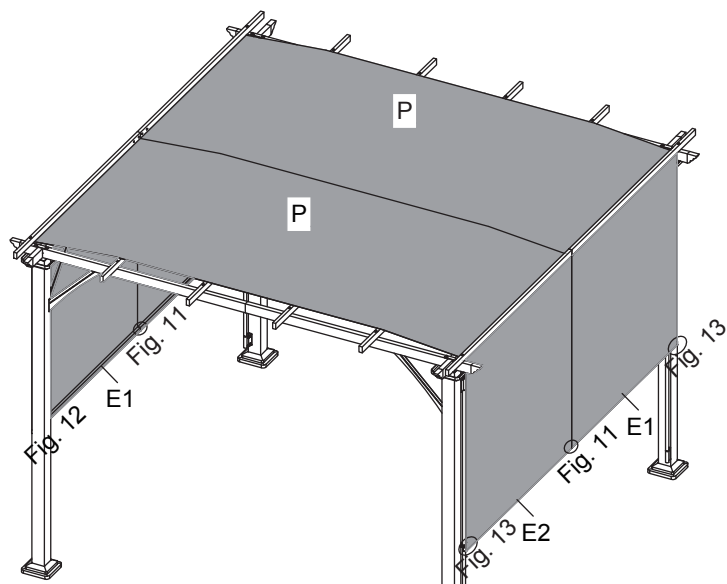
STEP 5



STEP 6



STEP 7



Welcome to visit our website and purchase our quality products!

★★★★★ Great products so far

February 24, 2019

Great products so far. Fast delivery, easy setup, and working without any issues.



- * Reward Points
- * Exclusive Customer Service
- * Personalized Recommendations
- * Permanent Shopping Cart
- * Order History

5 Star Rating



We would like to extend our heartfelt thanks to all of our customers for taking time to assemble this product and giving us valuable feedbacks.

THANK
you
😊