



One-piece elongated toilet with skirted trapway, dual-flush Veil® K-1381

Features

- One-piece toilets integrate the tank and bowl into a seamless, easy-to-clean design
- Elongated bowl offers added room and comfort
- Dual flush offers a choice of 0.8 or 1.28 gpf (3.0 or 4.8 lpf)
- Left-hand Polished Chrome trip lever
- 2-1/8" (54 mm) glazed trapway
- Skirted trapway simplifies cleaning
- Quiet-Close™ elongated lid and seat prevents slamming

Installation

- Standard 12" (305 mm) rough-in
- Requires mounting plate for heated seat installation (sold separately)

Recommended Products/Accessories

1023457 Wax Ring/Hardware Kit
1265114 Connector Hose
K-23726 Drain treatment
1362736 Mounting Plate Kit Exposed Wire
K-30780 Carbyne® Quiet-Close™ elongated toilet seat

Included Components

1422715 Veil® Toilet Seat



Codes/Standards



ASME A112.19.2/CSA B45.1
ASME A112.19.14
DOE - Energy Policy Act 1992
EPA WaterSense®
California Energy Commission (CEC)
IAPMO Certification

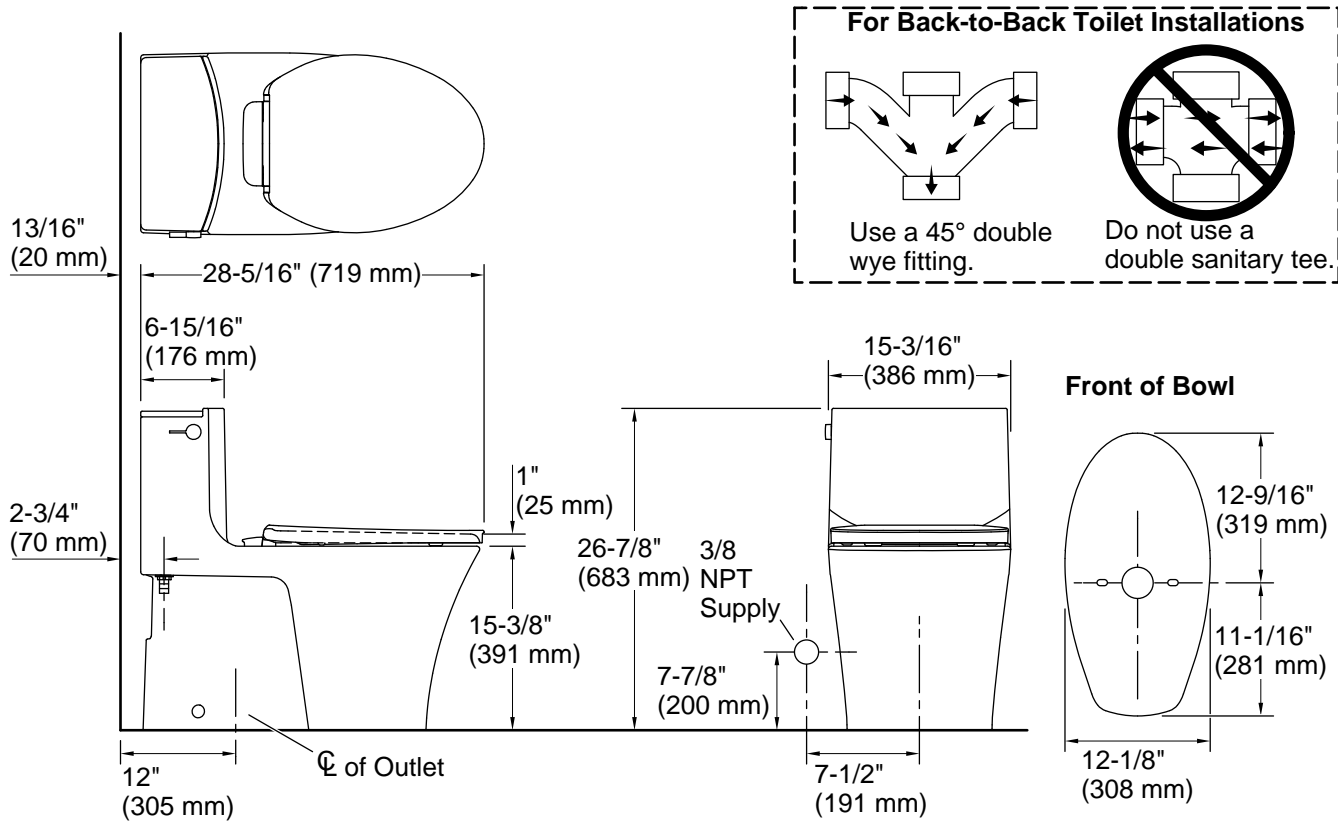
KOHLER® Toilets and Seats Limited Warranty

See website for detailed warranty information.

Available Colors/Finishes

Color tiles intended for reference only.

Color	Code	Description
	0	White
	7	Black Black™



Technical Information

All product dimensions are nominal.

Toilet type:	Floor-mount
Waste Outlet:	Floor
Bowl shape:	Compact elongated
Flush type:	Class Five
Trap passageway:	2-1/8" (54 mm)
Water surface size:	9" x 7-1/4" (229 mm x 184 mm)
Rim to water surface:	5-3/8" (137 mm)
Rough-in:	12" (305 mm)
Template:	Footprint, 1262234-7, not required, included

Fixture Supply Requirements

Min static pressure:	20 psi (137.9 kPa)
Max static pressure:	80 psi (551.6 kPa)
Min flowing pressure:	15 psi (103.4 kPa)
Min flow rate:	1 gpm (3.8 lpm)

Notes

Install this product according to the installation instructions.