

# INSTRUCTION MANUAL

---

Wood Garden Potting Bench

## NOTICE

**Please retain these instructions for future reference.**

- Please do not exceed the weight limitations of this item.
- Do not stand on or use any part of this item as a step ladder.
- Do not use or store this item in the proximity of open flame or flammable/combustible chemicals.
- Be aware that some parts are heavy and have sharp edges.
- If any parts are missing, broken, damaged, or worn, stop using this product until repairs are made and/or factory replacement parts are installed.
- Ensure your product is sited on level ground.

1

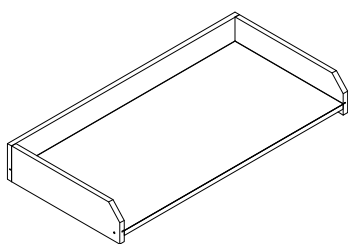


Table Top  
1PC

2

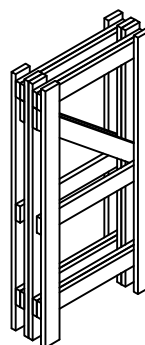
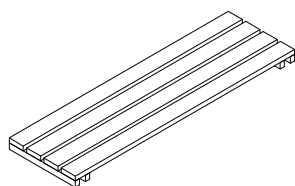


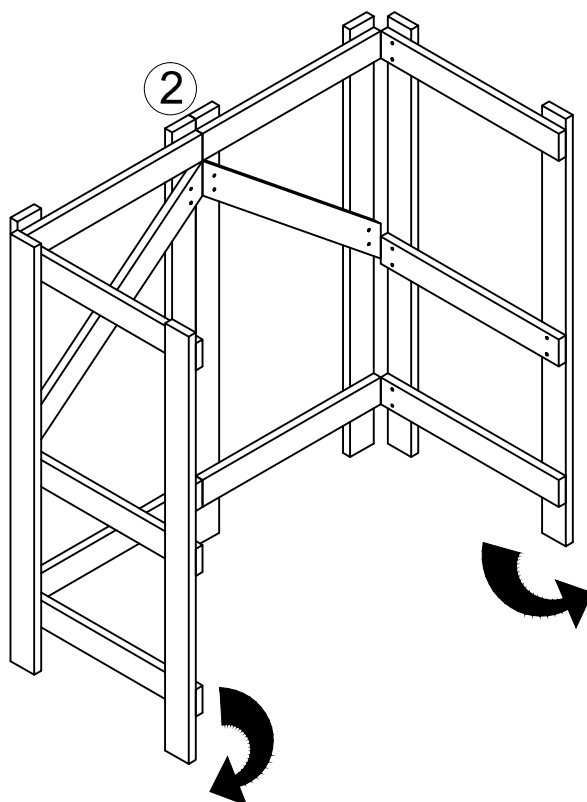
Table Support  
1PC

3



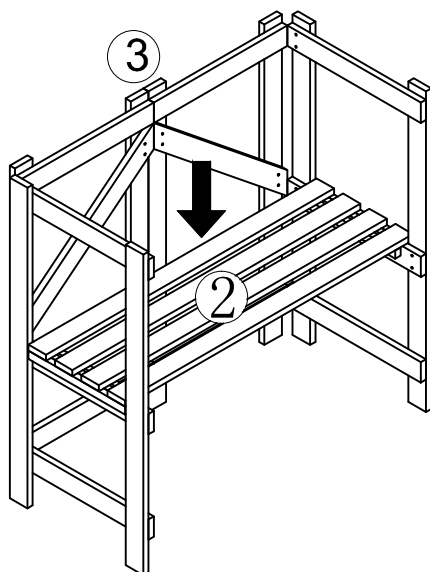
Middle Shelf  
1PC

1

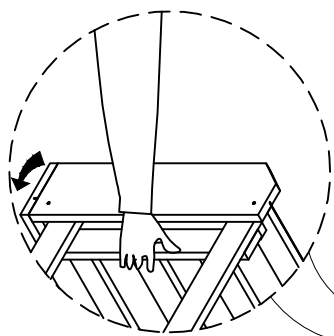


3


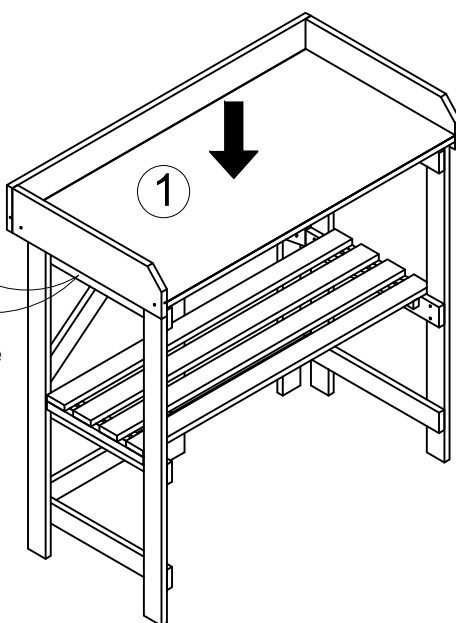
2



3



Grab on the support when moving the table



4