


Installation of the Pet Fence(16pieces)

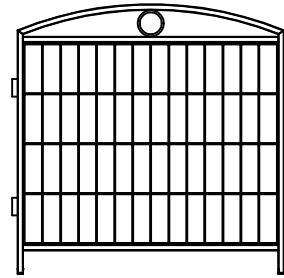
Package Contents



Front door
(1pieces)

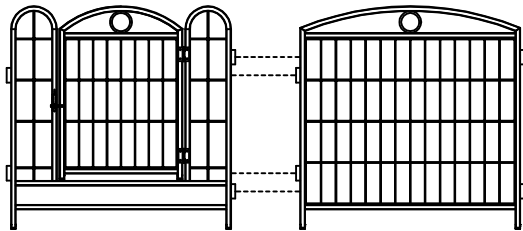


Connecting
Sticks (8pieces)



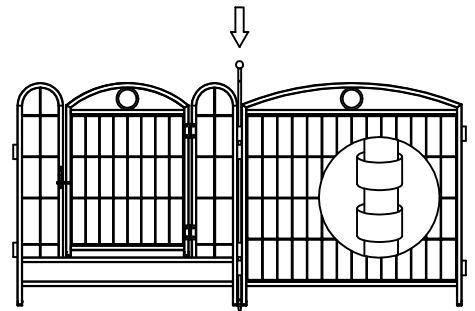
SideFences
(7pieces)

INSTALLATION STEPS



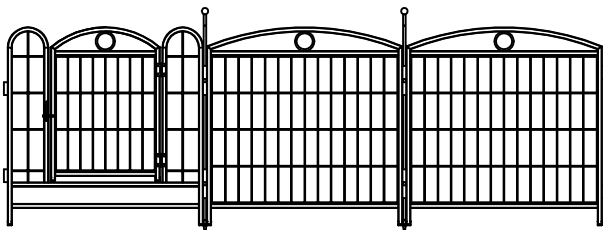
01

Please pay attention of the connetction holes on the both side of the fences .
The holes on the left side well bell higher than those on the right side.



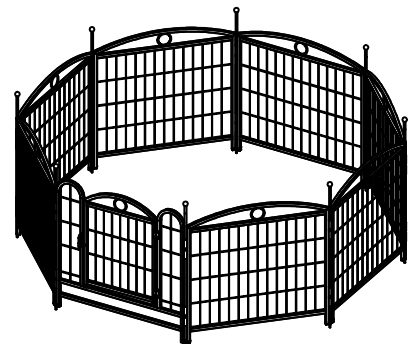
02

Lineuptheholesofthetwofences andinserttheconnectingstickto connectthefences.



03

Repeatthestept2toconnectallthe piecesoffenceandthedoortogether.



04

Adjusttheshapeoftheplaypens asyouwishbeforefix themintheground.