



KENTUCKY 31

TALL
FESCUE




02260 4


CULTIVATING QUALITY SEED SINCE 1945

PENNINGTON

GRASS SEED




KENTUCKY 31 TALL FESCUE
FOR NEW LAWNS OR OVERSEEDING



FOR AREAS GETTING
**4-8 HOURS
OF SUN**

**DURABLE &
ECONOMICAL
LAWN**



SEE RESULTS IN
8-21 DAYS

COVERS UP TO **4,000 SQ. FT.** | **20 LBS** 9.07 Kilograms
COATED SEED This bag contains up to 53% coating material.
See product label for more information.



KENTUCKY 31 TALL FESCUE
FOR NEW LAWNS OR OVERSEEDING

COVERS UP TO **4,000 SQ. FT.**
20 LBS 9.07 Kilograms



0 21496

TALL
FESCUE

KENTUCKY 31



PENNINGTON® GRASS SEED

GENERATIONS OF TRUST.

At Pennington, our relationship with the grass seed we sell starts long before your seed is grown. While most grass seed companies buy their seed on the open market, we are the only major grass seed company that works directly with a network of dedicated growers.

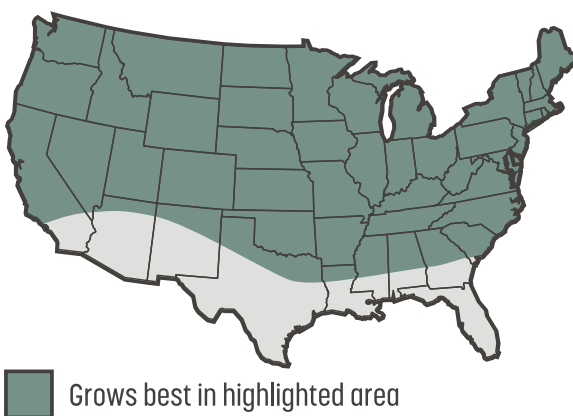
Built on decades of trust and integrity, our relationships with seed growers and their families now span multiple generations. Our legacy of working directly with farmers to bring you the finest grass seed possible helps ensure their success and ours. At Pennington, we know our seed and the farmers who grow it. From field to final product, that's the Pennington way.

IS KENTUCKY 31 THE RIGHT SEED FOR YOUR LAWN?

Pennington® Kentucky 31 Tall Fescue helped revolutionize the grass seed industry. This durable, heat-tolerant variety was an early leader in putting low-maintenance, disease-resistant lawns within the average homeowner's reach. Decades later, this economical, traditional tall fescue grass remains an industry standard for cool-season lawn grasses.

FEATURED CHARACTERISTICS OF KENTUCKY 31				IDEAL FOR NEW LAWNS OR OVERSEEDING
sun requirement 4-8 HOURS	planting depth 1/4"	see results in 8-21 DAYS	mowing height 3"	
SUN TOLERANCE 	SHADE TOLERANCE 	DROUGHT TOLERANCE 	DISEASE RESISTANCE 	TRAFFIC RESISTANCE
VERY GOOD	GOOD	GOOD	GOOD	GOOD

WHERE WILL THIS SEED GROW BEST?



■ Grows best in highlighted area

WHEN SHOULD THE SEED BE PLANTED?
Early Spring or early Fall

HOW MUCH SEED SHOULD BE USED?

Bare Spots/New Lawns
12 lbs / 1,000 sq ft

Overseeding
5 lbs / 1,000 sq ft

4 EASY STEPS

FOLLOW THESE INSTRUCTIONS TO WOW YOUR NEIGHBORS

EN CUATRO PASOS SENCILLOS: Siga estas instrucciones para impresionar a sus vecinos

STEP 1

**NEW LAWNS**

**OVERSEEDING**

PREPARE

FOR BARE SPOTS/NEW LAWNS:
Remove debris, then rake the soil to loosen and smooth the top layer.

PARA ZONAS CON HUECOS O CÉSPED NUEVO: Retire los desechos y luego rastille la tierra para aflojar y suavizar la capa superior.

FOR OVERSEEDING/THIN AREAS:
Start by mowing existing grass as short as possible followed by removing debris. Then rake the soil to loosen and smooth the top layer.

PARA RESEMBRA O ZONAS DELGADAS: Corte el césped existente lo mas corto sea posible y elimine los desechos. Luego, rastille la tierra para aflojar y suavizar la capa superior.

STEP 2



APPLY FERTILIZER

Apply a starter fertilizer at the manufacturer's recommended rate.

APLIQUE UN FERTILIZANTE: Aplique la cantidad de fertilizante recomendada por el fabricante.

STEP 3



APPLY SEED

Spread the seed evenly using a drop, rotary or hand-held spreader according to the recommended spreader settings listed. Rake gently to work your seed & fertilizer into the soil.

APLICACIÓN: Disemine las semillas de manera uniforme con un esparcador de caída, rotativo o manual, de acuerdo con las configuraciones recomendadas y enumerados del esparcador. Rastille suavemente para que las semillas y el fertilizante germinen en la tierra.

STEP 4



WATER

Keep the soil moist by watering daily as needed until grass sprouts and reaches about 3" tall.

RIEGUE: Mantenga la tierra húmeda al regar la que sea necesario por día hasta que el césped brote y alcance alrededor de 3 pulgadas (7,62 cm) de alto.



ADDITIONAL CARE TIPS

- 1** Mow lawn when grass height reaches 3" tall
- 2** Avoid removing more than 1/3 of the total grass blade length in any single mowing
- 3** Hot summers can be stressful on your lawn; increase the mowing height during hot and dry periods to reduce stress on your lawn

MOST IMPORTANTLY - Don't kill the grass before it starts by using weed control (pros call it preemergent) on your lawn until your grass has reached its full mowing height of 3"

RECOMMENDED SPREADER SETTINGS

SPREADER TYPE	OVERSEEDING/ THIN AREAS	BARE SPOTS/ NEW LAWNS
Expert Gardener™ Push Seed Spreader	15	15*
Scotts® Turf Builder® EdgeGuard® Mini Broadcast Spreader	15	15**
Scotts® Whirl® Hand-Held Spreader	5	N/A
Sta-Green® 32-lb Broadcast Spreader	14	15*

*Go over twice **Go over three times

MORE OF A VISUAL LEARNER?



Visit us at
youtube.com/penningtoncorp



LAWN GEEK? US TOO.

Check out our content on pennington.com

PENNINGTON. THE GRASS IS GREENER.™

We work hard every day to cultivate the best grass seed products available, so you can seed your yard with peace of mind. Our grass seed is bred to not only look better but also be water-efficient and disease-resistant.



WE STAND BEHIND OUR PRODUCTS.

If you are not satisfied, please let us know why and contact us about a refund. Keep your bag and proof of purchase.

MAIL TO:
Pennington Seed, Inc.
Customer Service Dept.
PO Box 290
Madison, GA 30650

CALL US
1.800.285.SEED

WEBSITE
pennington.com



Notice: Arbitration/conciliation/mediation required by several states. Under the seed laws of several states, arbitration, mediation, or conciliation is required as a prerequisite to maintaining a legal action based upon the failure of seed, to which this notice is attached, to produce as represented. The consumer shall file a complaint along with the required filing fee with the commissioner/director/secretary of agriculture, seed commissioner, or chief agricultural officer within such a time as to permit inspection of the crops by the designated agency and the seedsmen from whom the seed was purchased. A copy of the complaint shall be sent to the seller by certified or registered mail or as otherwise provided by state statute.

Warning treated seed: Penkoted® Seed Treatment. This seed has been treated. Do not use for feed, food or oil purposes. Store away from food and feedstuffs. Keep out of reach of children. Avoid contact with eyes and skin.

The color green as applied to grass seed is a registered trademark that is registered in the U.S. Patent and Trademark office by Pennington Seed, Inc.

Scotts, Turf Builder, Edgeguard, and Whirl are registered trademarks of OMS Investments, Inc. Expert Gardener is a trademark of Wal-Mart Stores, Inc. Sta-Green is a registered trademark of LF, LLC.

Pennington, Pennington with design, Penkoted and The Grass is Greener are trademarks of Pennington Seed, Inc. Central Garden & Pet and Central Garden & Pet with design are trademarks of Central Garden & Pet Company.

