How to Measure

Ready-to-Assemble Patio Sliding Screen Door

RITESCREEN

Will this door screen fit?

The Ready-to-Assemble Patio Sliding Screen Door is compatible with 95% of door frames with roller tracks in the USA. Using Adjustable Fit Technology, the expandable frame enables easy installation in openings from **78" to 81"** tall.



Measuring Width:

1) Measure your doorway or an existing door screen from left to right.
2) For the best fit, it should measure approximately **30, 36, or 48 inches** wide.
3) This is the width you will order.

30", 36", or 48"

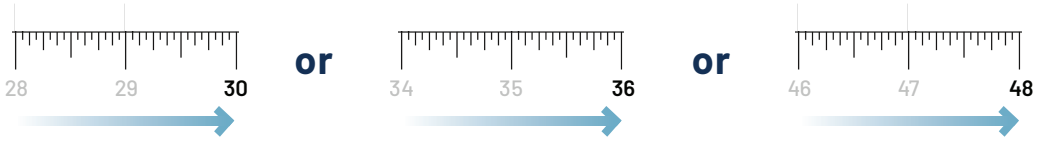

Measuring Height:

1) Measure your doorway from top to bottom or an existing door screen from the top roller edge to the bottom roller edge.
2) If the measurements are between **78 and 81 inches**, our Ready-to-Assemble Patio Sliding Screen Door will fit.

Between 78" - 81"

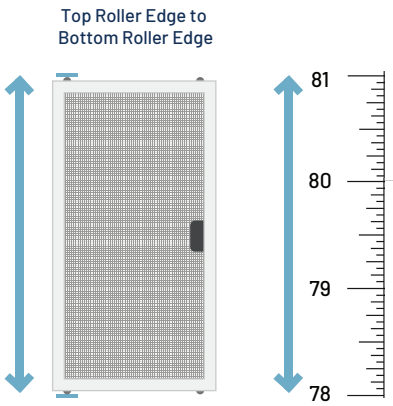

How to Measure

Ready-to-Assemble Patio Sliding Screen Door

RITESCREEN

Find Your Ideal Door Screen Replacement:

Colors	Height	Width	Product
White Bronze	Between 78" - 81"	30", 36", *or* 48"	DIY KIT Ready-to-Assemble Patio Sliding Screen Door 
White Bronze	Between 78" - 81"	30" *or* 36"	Assembled Patio Sliding Screen Door 7x Stronger PetScreen® 

Instructions on How to Assemble:

Scan for easy 3D instructions

Tap. Zoom. Rotate with official interactive instructions on the BILT app.

BILT®

Download on the App Store

GET IT ON Google Play