



# Corbelle®

Two-piece elongated toilet with skirted trapway, 1.28  
gpf  
**K-3814-RA**

## Features

- Two-piece design
- Elongated bowl offers added room and comfort
- Skirted trapway simplifies cleaning
- Revolution 360® flushing technology generates a forceful swirling motion to keep the bowl clean longer
- Comfort Height® feature offers chair-height seating that makes sitting down and standing up easier for most adults
- Right-hand Polished Chrome trip lever
- Patented ReadyLock® installation system, a simple solution for skirted toilets, saves time, hassle, and eliminates the need to drill into the floor for standard 12" (305 mm) rough-in
- CleanCoat™ surface treatment inhibits the growth of water scale and mineral stains for improved ease of cleaning
- Combination consists of the K-4144 bowl and K-4143-RA tank
- AquaPiston® canister optimizes the flow out of the tank, harnessing gravity and the natural powerful reducing cascade of water to increase the power and effectiveness of the flush
- Easy-to-flush canister design requires less force to actuate than a 3" (76 mm) flapper, and has 90% less exposed seal material which resists conditions that cause wear, tear, shrinkage and swelling
- Patented ReadyLock® installation system, a simple solution for skirted toilets, saves time, hassle, and eliminates the need to drill into the floor for standard 12" (305 mm) rough-in
- Eligible for consumer rebates in some municipalities
- 1.28 gpf (4.8 lpf)

## Installation

- Standard 12" (305 mm) rough-in
- 10" and 14" (254 mm and 356 mm) rough-in kits also available
- Seat and supply line sold separately

## Recommended Products/Accessories

K-4108 PureWash® E750 Elongated bidet toilet seat with remote control  
K-7637 Angle Supply with Stop (single)  
K-5383 10" Rough-in Full Skirt Trap and Attachment System  
K-5381 14" Rough-in Full Skirt Trap and Attachment System  
K-20120-R Trip Lever  
1023457 Wax Ring/Hardware Kit  
1265114 Connector Hose  
K-26801 Impro® ReadyLatch® Quiet-Close™ elongated toilet seat  
K-4636-RL Cachet® ReadyLatch® Quiet-Close™ elongated toilet seat



**ADA**

**CSA B651**

**OBC**

## Codes/Standards

ASME A112.19.2/CSA B45.1  
DOE - Energy Policy Act 1992  
EPA WaterSense®  
California Energy Commission (CEC)  
ADA  
ICC/ANSI A117.1  
CSA B651  
OBC  
IAPMO Certification



## KOHLER® Toilets and Seats Limited Warranty

See website for detailed warranty information.

## Available Colors/Finishes

*Color tiles intended for reference only.*

### Color Code Description

	0	White
	96	Biscuit

1-800-4KOHLER (1-800-456-4537)

Kohler Co. reserves the right to make revisions without notice to product specifications.

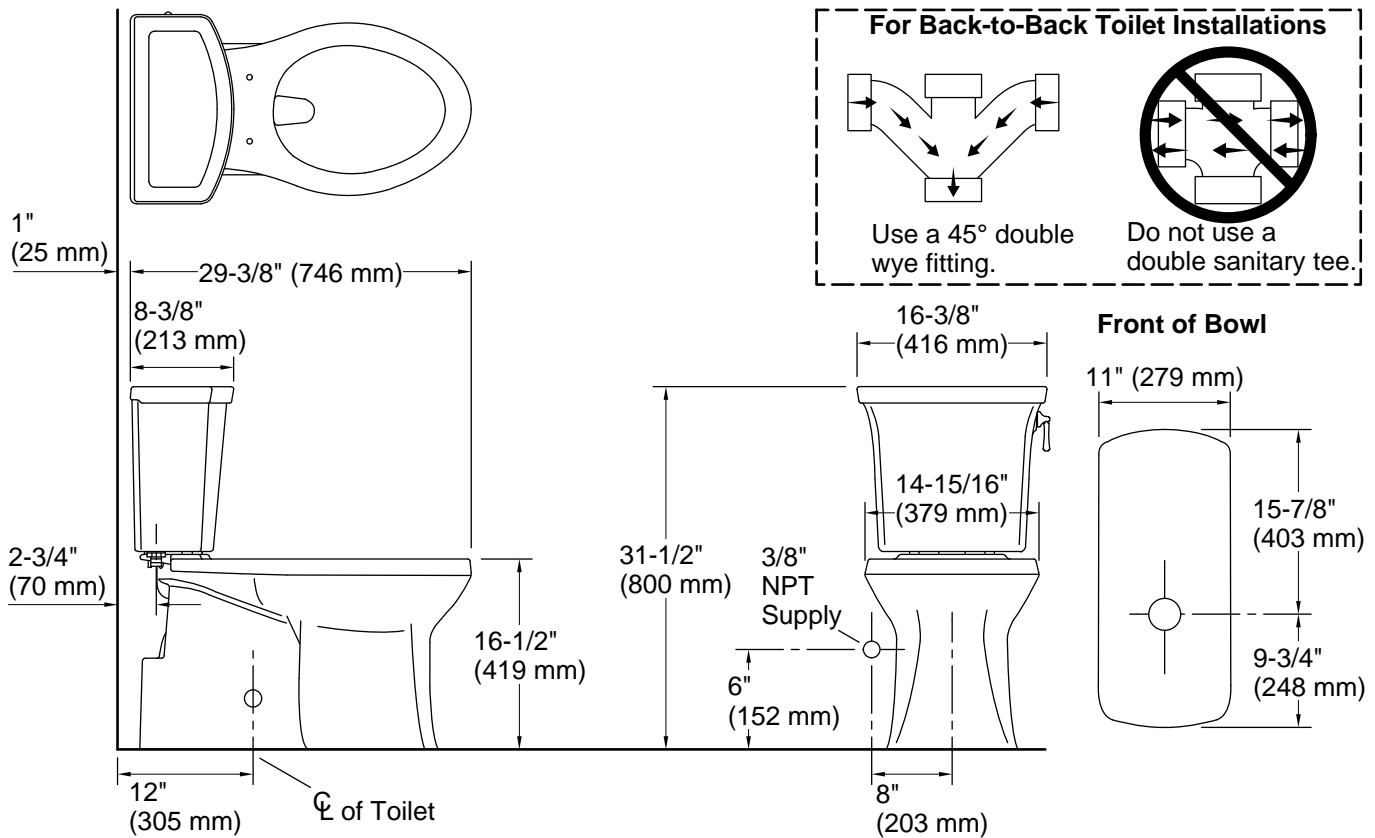
For the most current Specification Sheet, go to [www.kohler.com](http://www.kohler.com) USA or [www.kohler.ca](http://www.kohler.ca) Canada

12-9-2024 23:26 - US/CA

THE BOLD LOOK  
OF **KOHLER®**

# KOHLER®

**Corbelle®**  
Two-piece elongated toilet with skirted trapway, 1.28  
gpf  
**K-3814-RA**



## Technical Information

All product dimensions are nominal.

Toilet type:	Floor-mount
Waste Outlet:	Floor
Bowl shape:	Elongated
Flush type:	Revolution 360, AquaPiston
Trap passageway:	2-1/8" (54 mm)
Water surface size:	9-3/4" x 7-1/4" (248 mm x 184 mm)
Rim to water surface:	6-1/4" (159 mm)
Rough-in:	12" (305 mm)

## Fixture Supply Requirements

Min static pressure:	15 psi (103.4 kPa)
Max static pressure:	80 psi (551.6 kPa)

## Notes

Install this product according to the installation instructions.

For back-to-back toilet installations: Use only a 45° double wye fitting.

ADA, OBC, CSA B651 compliant when installed to the specific requirements of these regulations.

Plumbing codes may require elongated toilets and elongated, open-front seats in public bathrooms.

Accessibility standards may require controls to be located on the open side of the toilet.