



# MERCER II

## 60" x 36" Drop-In Acrylic Whirlpool

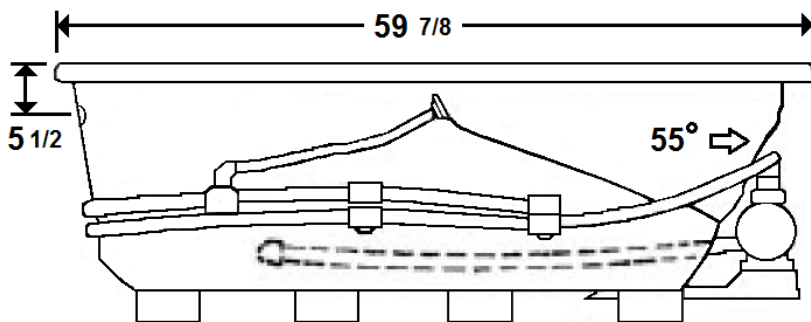
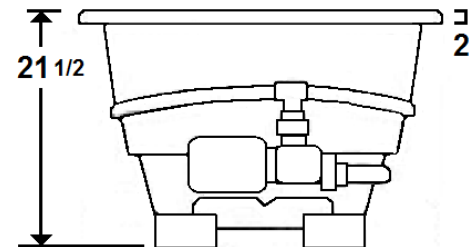
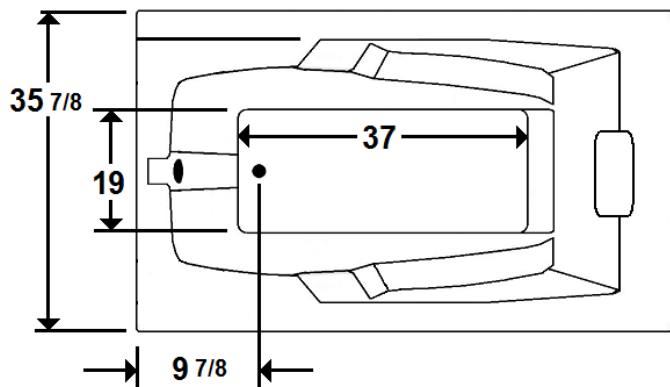
Model Number  
**3660MW-WH**  
Drop-In White Whirlpool  
**3660MW-BI**  
Drop-In Biscuit Whirlpool

### Features

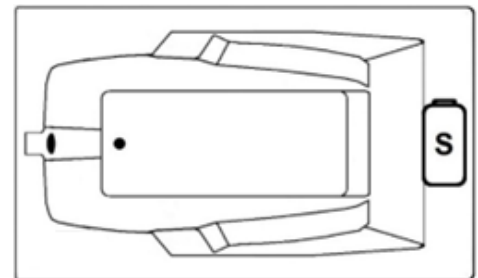
- Color-matched jet trim & Pillow included
- 10 Self draining, adjustable hydrotherapy jets
- 3-Speed control for the 9 Amp pump
- Constructed of high-gloss durable acrylic
- Pre-leveled base for easy installation
- Can be installed as an undermount
- Made in the USA



**\*All dimensions are +/- 1/2" and subject to change without notice\***  
**Confirm specifications before installation**



Standard (S) Pump Location



### Technical Information

- Cut-Out Dimensions: 57 7/8" x 33 7/8"
- Weight: 135 lbs.
- Water Depth to Overflow: 15"
- Water Operating Level: 44 gal.
- Water Capacity: 58 gal.
- Sump Dimension: 37" x 19"

### Electrical Requirements

- Standard Pump: 9 Amps
- Dedicated 20amp GFCI required