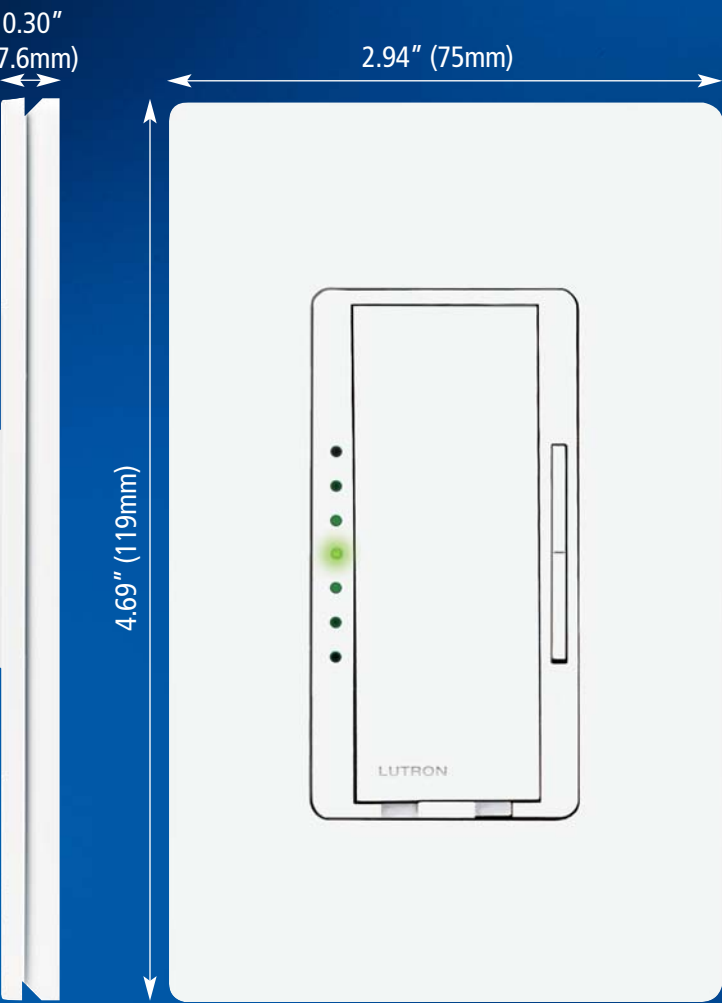


MAESTRO®
The High-Tech Multi-Location
Smart Dimmer



Shown actual size: Maestro preset Smart Dimmer in white (WH). Claro® wallplate, pg.XX, is included with Maestro Duo™ packages and sold separately for other products.

Product Family Features


- High-tech “Smart Dimmer” with microprocessor technology for a standard designer wallplate opening
- Special Features!
 - Two taps on the switch brings lights on to full brightness
 - Press and hold the switch to set the delay before the lights go off
- LEDs indicate light level and glow softly as a locator light in the dark
- Multi-location dimming from up to 10 locations
- Uses standard single-pole and 3-way wiring for easy installation

Specification Features

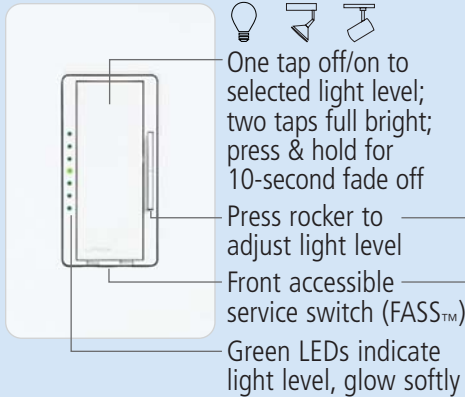
(See Performance Specifications, pg.XX)

- Power-failure memory
- Line frequency compensation
- Electrostatic discharge protection
- Captive tapswitch and rocker
- Front accessible service switch (FASS™) to disconnect load power
- Includes radio frequency interference suppression circuitry
- Precise color consistency
- UV stable color

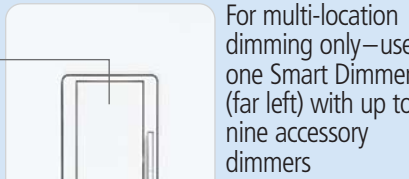
Color Palette (For latest color information, visit www.lutron.com)



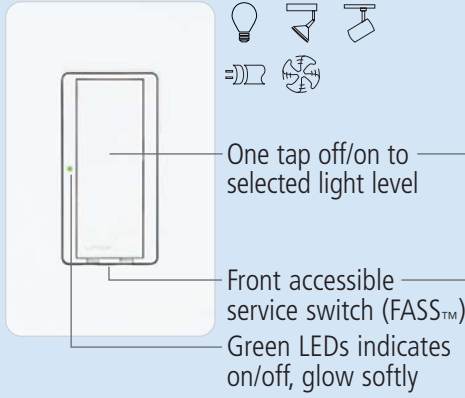
Smart Dimmers



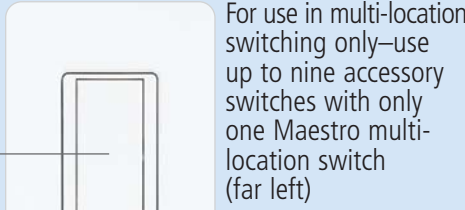
Accessory Dimmers



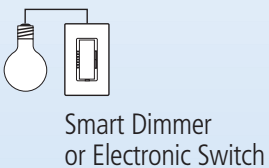
Electronic Switches



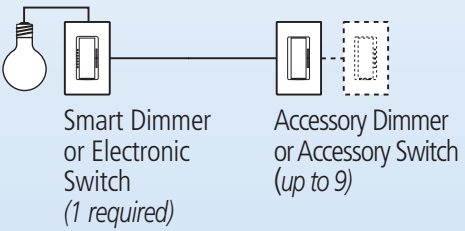
Accessory Switches



Single-Location Dimming and Switching



Multi-Location Dimming and Switching




Key to Models Available

	Incandescent
	Electronic Low Voltage
	Magnetic Low Voltage
	Fluorescent
	General Purpose Fan

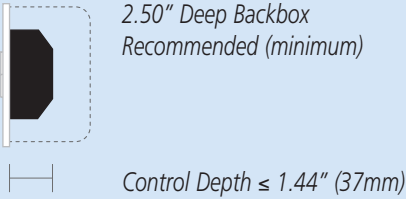
Designer Accessories and Wallplates, pg.XX
















Related Products


























Installation Considerations



Description	Maximum Capacity*	Model #
<h1>Maestro Duo™ Packages</h1>		
<div><div></div><div>Incandescent</div></div>	WALLPLATES INCLUDED	
<h2>Maestro Duo Single-Pole Dimming Packages</h2>		
Package Includes:		
600W MAW-600H-		
(1) Single-Pole Preset Smart Dimmer		
(1) Claro® Single-Gang Wallplate		
<i>Package Above:</i> Minimum load on dimmer is 40W.		
<h2>Maestro Duo Multi-Location Dimming Packages</h2>		
Package Includes:		
600W MAW-603-RH-		
(1) Multi-Location Preset Smart Dimmer		
(1) Accessory Dimmer		
(2) Claro Single-Gang Wallplates		
<i>Package Above:</i> To dim from additional locations, use Maestro accessory dimmers, MA-R-, pg.XX. Not for use with mechanical 3-way or 4-way switches. Maestro accessory dimmer does not have to be derated when ganged; to multigang Smart Dimmers see derating information, pg.XX. Minimum load on dimmer is 40W.		
Ships in 48 hrs.		
<h2>Color Palette</h2>		
<h3>Gloss Finish</h3>		
Add color suffix to model # Example: MAW-600H-WH		
WH White		
IV Ivory		
AL Almond		
LA Light Almond		
GR Gray		
BR Brown		
BL Black		
Colors meet NEMA color standards where standards exist		
<h2>Accessories</h2>		
Coordinating designer accessories, sold separately, pg.XX.		
<h2>*Maximum Capacities</h2>		
For capacities in multigang installations, see ganging and derating information, pg.XX.		
<h2>Single-Gang Wallplate Dimensions</h2>		
W: 2.94" (75mm)		
H: 4.69" (119mm)		
D: 0.30" (7.6mm)		
Controls are 120V 60Hz unless noted.		
UL SP NOM Global Ordering see pg.XX		
<h2>For More Information:</h2>		
www.lutron.com/maestro		
Fax-on-Demand 1-800-523-9466		

Description		Maximum Capacity*	Model #	Important Information
	Smart Dimmers			Ships in 48 hrs. Color Palette <i>Gloss Finish</i> Add color suffix to model # Example: MA-600-WH WH White IV Ivory AL Almond LA Light Almond GR Gray BR Brown BL Black <i>Colors meet NEMA color standards where standards exist</i> Satin Finish Add color suffix to model # Example: MSC-600M-SW SW Snow BI Biscuit ES Eggshell TP Taupe MN Midnight BT Blue Mist LS Limestone ST Stone DS Desert Stone TC Terracotta OC Ochre HT Hot Accessories and Wallplates   Coordinating designer accessories and wallplates sold separately, pg.XX. *Maximum Capacities For capacities in multigang installations, see ganging and derating information, pg.XX. Controls are 120V 60Hz unless noted.    Global Ordering see pg.XX For More Information: www.lutron.com/maestro Fax-on-Demand 1-800-523-9466
	Incandescent			
	<i>Preset Smart Dimmers</i>			
	Single Pole/ Multi-Location	600W	MA-600-  MSC-600M- 	
	Single Pole/ Multi-Location	1000W	MA-1000-  MSC-1000M- 	
	<i>Products Above:</i> For multi-location dimming, use one Maestro Smart Dimmer with up to nine Maestro accessory dimmers, MA-R-, pg.XX. Not for use with mechanical 3-way or 4-way switches. Minimum load on dimmer is 40W. Derating required if ganged, pg.XX.			
				
	Electronic Low Voltage			
	<i>Preset Smart Dimmers</i>			
	Single Pole/ Multi-Location	600W	MAELV-600-  MSCELV-600M- 	
<i>Products Above:</i> For multi-location dimming, use one Maestro Smart Dimmer with up to nine Maestro accessory dimmers, MA-R-, pg.XX. Requires neutral wire connection. Not for use with mechanical 3-way or 4-way switches. Minimum load on dimmer is 5W. Derating required if ganged, pg.XX.				

Description	Maximum Capacity*	Model #	Important Information						
<h3>Smart Dimmers (cont.)</h3>			<p>Ships in 48 hrs.</p> <h4>Color Palette</h4> <p><i>Gloss Finish</i></p> <p>Add color suffix to model # Example: MALV-600-WH</p> <p>WH White IV Ivory AL Almond LA Light Almond GR Gray BR Brown BL Black</p> <p><i>Colors meet NEMA color standards where standards exist</i></p> <h4>Satin Finish</h4> <p>Add color suffix to model # Example: MSCLV-600M-SW</p> <p>SW Snow BI Biscuit ES Eggshell TP Taupe MN Midnight BT Blue Mist LS Limestone ST Stone DS Desert Stone TC Terracotta OC Ochre HT Hot</p> <h4>Accessories and Wallplates</h4> <p>Coordinating designer accessories and wallplates sold separately, pg.XX.</p> <p>*Maximum Capacities</p> <p>For capacities in multigang installations, see ganging and derating information, pg.XX.</p>						
	<h4>Magnetic Low Voltage</h4> <p><i>Preset Smart Dimmers</i></p> <table><tr><td>Single Pole/ Multi-Location</td><td>600VA (450W)</td><td>MALV-600- MSCLV-600M-</td></tr><tr><td>Single Pole/ Multi-Location</td><td>1000VA (800W)</td><td>MALV-1000- MSCLV-1000M-</td></tr></table> <p><i>Products Above:</i> For multi-location dimming, use one Maestro Smart Dimmer with up to nine Maestro accessory dimmers, MA-R-, below. Not for use with mechanical 3-way or 4-way switches. Wattage indicates maximum lamp load, see Dimming Basics, pg.XX. Minimum load on dimmer is 40W. Derating required if ganged, pg.XX.</p>			Single Pole/ Multi-Location	600VA (450W)	MALV-600-  MSCLV-600M- 	Single Pole/ Multi-Location	1000VA (800W)	MALV-1000-  MSCLV-1000M- 
Single Pole/ Multi-Location	600VA (450W)	MALV-600-  MSCLV-600M- 							
Single Pole/ Multi-Location	1000VA (800W)	MALV-1000-  MSCLV-1000M- 							
	<h4>Fluorescent</h4> <p>For control of fluorescent loads, use Lutron Hi-lume®, Compact SE™, Eco-10™ line-voltage, or Tu-Wire® electronic dimming ballasts with MA-600- and Hi-Power 2·4·6 dimming modules, pg.XX. For a coordinated look, consider using Spacer System™ dimmers for controlling fluorescent loads, pg.XX.</p>								
<h3>Hi-Power 2·4·6™ Dimming Modules</h3> <p>To increase load capacity up to 30,000W/VA in most popular sources, use one MA-600- and add up to five dimming modules. See pg.XX for information.</p>									
<p>Controls are 120V 60Hz unless noted.</p> <p>   Global Ordering see pg.XX</p> <p>For More Information: www.lutron.com/maestro Fax-on-Demand 1-800-523-9466</p>									

Description		Maximum Capacity*	Model #	Important Information
	Accessory Dimmers			Ships in 48 hrs.
	Provide Multi-Location Dimming from up to Nine Additional Locations.			
	Electronic Switches			WH White IV Ivory AL Almond LA Light Almond GR Gray BR Brown BL Black <i>Colors meet NEMA color standards where standards exist</i>
	Incandescent, Electronic Low Voltage, Magnetic Low Voltage, Non-Dim Fluorescent Ballasts, and General Purpose Fans			Satin Finish Add color suffix to model # Example: MSC-AD-SW
	Accessory Switches			SW Snow BI Biscuit ES Eggshell TP Taupe MN Midnight BT Blue Mist LS Limestone ST Stone DS Desert Stone TC Terracotta OC Ochre HT Hot
	Provide Multi-Location Switching from up to Nine Additional Locations.			Accessories and Wallplates Coordinating designer accessories and wallplates sold separately, pg.XX.
*Maximum Capacities For capacities in multigang installations, see ganging and derating information, pg.XX.				
Controls are 120V 60Hz unless noted.				
   Global Ordering see pg.XX				
For More Information: www.lutron.com/maestro Fax-on-Demand 1-800-523-9466				



Shown actual size: Diva preset dimmer in white (WH).
Claro® wallplate, pg.XX, is included with Diva Duo™
packages and sold separately for other products.

Product Family Features

- Large paddle switch with a captive linear-slide dimmer for a standard designer wallplate opening
- Full family of products for most lighting sources
- Preset dimmer
- Dimmers feature built-in soft-glow nightlight
- Uses standard single-pole and 3-way wiring for easy installation

Specification Features

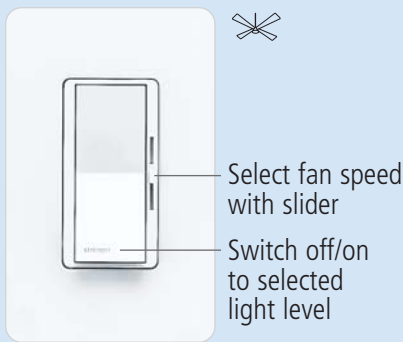
(See Performance Specifications, pg.XX)

- Electrostatic discharge protection
- Captive paddle switch and linear slider
- Square law dimming
- Mechanical air-gap switch to disconnect load power
- Includes radio frequency interference suppression circuitry
- Power-failure memory
- Precise color consistency
- UV stable color

Preset Dimmers
with Nightlight




Preset Fan Controls



Key to Models Available

Incandescent
Electronic Low Voltage
Magnetic Low Voltage
Fluorescent
Quiet 3-Speed

Designer Accessories
and Wallplates, pg.XX



Switches, Receptacles, GFCI Receptacles,
Isolated Ground Receptacles, Telephone and
Cable Jacks, and 1- to 6-Gang Wallplates

Related Products



Maestro® pg.XX
Skylark® pg.XX


Installation
Considerations
















2.50" Deep Backbox
Recommended (minimum)








Control Depth ≤ 1.44" (37mm)

Color Palette (For latest color information, visit www.lutron.com)



Description	Maximum Capacity	Model #	Important Information
Dimmers (cont.)			<p>Ships in 48 hrs.</p> <p>Color Palette <i>Gloss Finish</i> Add color suffix to model # Example: DVF-103P-WH</p> <p>WH White IV Ivory AL Almond LA Light Almond GR Gray BR Brown BL Black</p> <p><i>Colors meet NEMA color standards where standards exist</i></p> <p>Satin Finish Add color suffix to model # Example: DVSCF-103P-SW</p> <p>SW Snow BI Biscuit ES Eggshell TP Taupe MN Midnight BT Blue Mist SG Sea Glass LS Limestone ST Stone DS Desert Stone TC Terracotta OC Ochre LL Lilac KW Kiwi HT Hot</p> <p>Accessories and Wallplates </p> <p>Coordinating designer accessories and wallplates sold separately, pg.XX.</p> <p>*3- and 4-Way Switching Use with designer switches, pg.XX, or other mechanical switches.</p> <p>Controls are 120V 60Hz unless noted.</p>
	Fluorescent Dimming with Hi-lume®, Compact SE™, and Eco-10™ Electronic Ballasts		
	<i>Preset Dimmers with Nightlight</i>		
	Single Pole/3-Way* 8A	DVF-103P- 	
		DVSCF-103P- 	
	Single Pole/3-Way,* 277V 6A	DVF-103P-277- 	
		DVSCF-103P-277- 	
<i>Products Above:</i> Use with Lutron Hi-lume, Compact SE, and Eco-10 line-voltage control electronic dimming ballasts only. See 3-Wire Dimming Ballasts, pgs.XX,XX. Requires neutral wire connection. The nightlight is best visible on the lighter colors. No derating required if ganged.			
	Fluorescent Dimming with Tu-Wire® Electronic Ballasts		
	<i>Preset Dimmers with Nightlight</i>		
	Single Pole/3-Way* 5A	DVFTU-5A3P- 	
		DVSCFTU-5A3P- 	
	<i>Product Above:</i> For best performance use with Lutron Tu-Wire line-voltage control electronic dimming ballasts. For other applications please contact the Lutron Technical Support Center. See 2-Wire Dimming Ballasts, pg.XX. The nightlight is best visible on the lighter colors. Derating required if ganged, pg.XX.		
Hi-Power 2·4·6™ Dimming Modules			
<i>To increase load capacity up to 30,000W/VA in most popular sources, use one DV-600P- or DV-603P- and add up to five dimming modules. See pg.XX for information.</i>			
Switches			
<i>For general purpose switching of all sources and motor loads use Designer switches, pg.XX.</i>			
			

   Global Ordering see pg.XX
For More Information: www.lutron.com/diva Fax-on-Demand 1-800-523-9466

Description		Maximum Capacity	Model #	Important Information	
	Fan Controls			Ships in 48 hrs.	
		Quiet Controls		Color Palette	
		<i>For use with one ceiling paddle fan.</i>		Gloss Finish	
	Preset Fan Controls			Add color suffix to model #	
	Single Pole/3-Way,*	1.5A	DVFSQ-F-	Example: DVFSQ-F-WH	
	3-Speed		DVSCFSQ-F-	WH White	
	Single Pole/3-Way,*	2A	DVFSQ-F-HO-	IV Ivory	
	3-Speed		DVSCFSQ-F-HO-	AL Almond	
	<i>Product Above:</i> Does not have soft-glow nightlight.			LA Light Almond	
	Use DVFSQ-F-HO- with Hunter Original® series fans only.			GR Gray	
No derating required if ganged.			BR Brown		
			BL Black		
			<i>Colors meet NEMA color standards where standards exist</i>		
			Satin Finish		
			Add color suffix to model #		
			Example: DVSCFSQ-F-SW		
			SW Snow		
			BI Biscuit		
			ES Eggshell		
			TP Taupe		
			MN Midnight		
			BT Blue Mist		
			SG Sea Glass		
			LS Limestone		
			ST Stone		
			DS Desert Stone		
			TC Terracotta		
			OC Ochre		
			LL Lilac		
			KW Kiwi		
			HT Hot		
			Accessories and Wallplates		
			 		
			Coordinating designer accessories and wallplates sold separately, pg.XX.		
			*3- and 4-Way Switching		
			Use with designer switches, pg.XX, or other mechanical switches.		
			Controls are 120V 60Hz unless noted.		
			   Global Ordering see pg.XX		
For More Information:					
www.lutron.com/diva					
Fax-on-Demand 1-800-523-9466					



Shown actual size: Skylark preset dimmer in white (WH).
Claro® wallplate sold separately, pg.XX.

Product Family Features

- The original designer-style slide dimmer for a standard designer wallplate opening
- Full family of products for most lighting sources
- Preset and slide-to-off dimmers
- Optional nightlight models available
- Dual slide-to-off dimmers and dual slide-to-off fan and light controls available
- Uses standard single-pole and 3-way wiring for easy installation

Specification Features

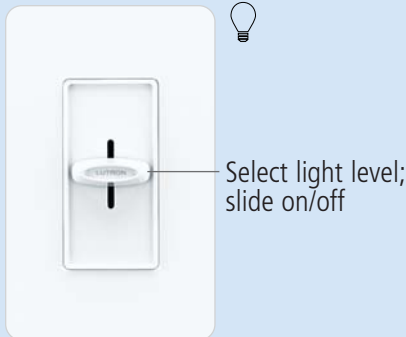
(See Performance Specifications, pg.XX)

- Electrostatic discharge protection
- Mechanical air-gap switch to disconnect load power
- Includes radio frequency interference suppression circuitry
- Power-failure memory
- Precise color consistency
- UV stable color


Color Palette (For latest color information, visit www.lutron.com)



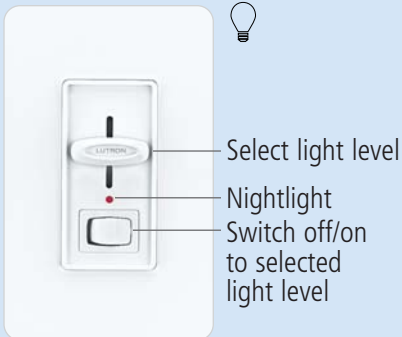
Slide-to-Off Dimmers



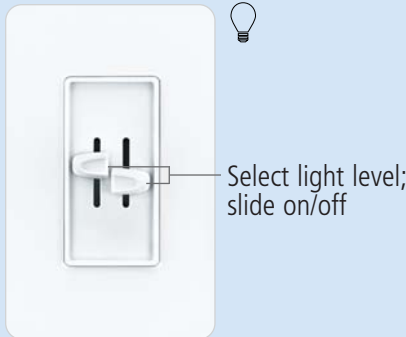
Preset Dimmers



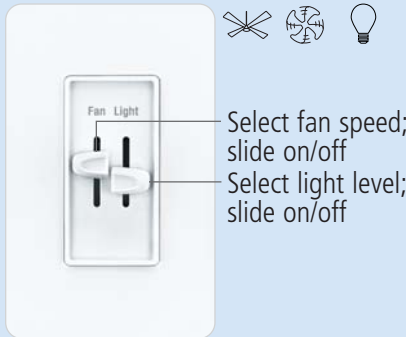
Preset Dimmers with Nightlight




Dual Slide-to-Off Dimmers




Dual Slide-to-Off Fan and Light Controls



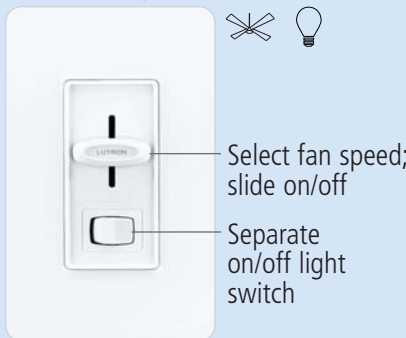
Replacement Knobs



Slide-to-Off Fan Controls




Slide-to-Off Fan Controls with On/Off Light Switch



Key to Models Available


Light bulb icon	Incandescent
Light bulb with 'E' icon	Electronic Low Voltage
Light bulb with 'M' icon	Magnetic Low Voltage
Light bulb with 'F' icon	Fluorescent
Light bulb with 'Q' icon	Quiet 3-Speed
Light bulb with 'V' icon	Fully Variable

Designer Accessories and Wallplates, pg.XX



Switches, Receptacles, GFCI Receptacles, Isolated Ground Receptacles, Telephone and Cable Jacks, and 1- to 6-Gang Wallplates

Related Products

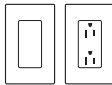
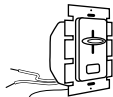























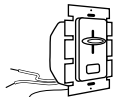
















Maestro® pg.XX
Diva® pg.XX



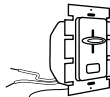



















Installation Considerations







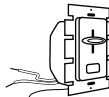



2.50" Deep Backbox Recommended (minimum)
Control Depth ≤ 1.44" (37mm)

Description		Maximum Capacity*	Model #	Important Information
Dimmers				<p>Ships in 48 hrs.</p> <p>Color Palette <i>Gloss Finish</i> Add color suffix to model # Example: S-600-WH</p> <p>WH White IV Ivory AL Almond LA Light Almond GR Gray BR Brown BL Black</p> <p><i>Colors meet NEMA color standards where standards exist</i></p> <p>Accessories and Wallplates </p> <p>Coordinating designer accessories and wallplates sold separately, pg.XX.</p> <p>What's Included</p> <p> Control, knob</p> <p>*Maximum Capacities For capacities in multigang installations, see ganging and derating information, pg.XX.</p> <p>**3- and 4-Way Switching Use with designer switches, pg.XX, or other mechanical switches.</p> <p>Single-Gang Wallplate Dimensions W: 2.94" (75mm) H: 4.69" (119mm) D: 0.30" (7.6mm)</p> <p>Controls are 120V 60Hz unless noted.</p> <p>   Global Ordering see pg.XX</p> <p>For More Information: www.lutron.com/skylark Fax-on-Demand 1-800-523-9466</p>
 Incandescent				
Slide-to-Off Dimmers				
Single Pole	600W		S-600- 	
Single Pole	1000W		S-1000- 	
<i>Product Above:</i> Derating required if ganged, pg.XX.				
Preset Dimmers with On/Off Switch				
Single Pole	600W		S-600P- 	
Single Pole	1000W		S-10P- 	
3-Way**	600W		S-603P- 	
3-Way**	1000W		S-103P- 	
<i>Product Above:</i> Derating required if ganged, pg.XX.				
Preset Dimmers with Nightlight				
Single Pole	600W		S-600PNL- 	
Single Pole	1000W		S-10PNL- 	
3-Way**	600W		S-603PNL- 	
3-Way**	1000W		S-103PNL- 	
<i>Product Above:</i> Derating required if ganged, pg.XX.				
Dual Slide-to-Off Dimmers				
Two Single-Pole Dimmers	300W each Dimmer		S2-L- 	
<i>Product Above:</i> Derating required if ganged, pg.XX.				
 Electronic Low Voltage				
Preset Dimmers with On/Off Switch				
Single Pole	300W		SELV-300P- 	
3-Way**	300W		SELV-303P- 	
<i>Products Above:</i> Requires neutral wire connection. Derating required if ganged, pg.XX.				
 Magnetic Low Voltage				
Preset Dimmers with On/Off Switch				
Single Pole	600VA (450W)		SLV-600P- 	
3-Way**	600VA (450W)		SLV-603P- 	
<i>Products Above:</i> Wattage indicates maximum lamp load, see Dimming Basics, pg.XX. Derating required if ganged, pg.XX.				

Description		Maximum Capacity*	Model #	Important Information
Dimmers (cont.)				Ships in 48 hrs. Color Palette <i>Gloss Finish</i> Add color suffix to model # Example: SF-10P-WH WH White IV Ivory AL Almond LA Light Almond GR Gray BR Brown BL Black <i>Colors meet NEMA color standards where standards exist</i> Accessories and Wallplates Coordinating designer accessories and wallplates sold separately, pg.XX. What's Included  Control, knob *Maximum Capacities For capacities in multigang installations, see ganging and derating information, pg.XX. **3- and 4-Way Switching Use with designer switches, pg.XX, or other mechanical switches. Single-Gang Wallplate Dimensions W: 2.94" (75mm) H: 4.69" (119mm) D: 0.30" (7.6mm) Controls are 120V 60Hz unless noted.
	Fluorescent Dimming with Hi-lume®, Compact SE™, and Eco-10™ Electronic Ballasts			
	<i>Preset Dimmers with On/Off Switch</i>			
	Single Pole	8A	SF-10P- 	
	Single Pole, 277V	6A	SF-12P-277- 	
	3-Way**	8A	SF-103P- 	
	3-Way,** 277V	6A	SF-12P-277-3- 	
	<i>Products Above:</i> Use with Lutron Hi-lume, Compact SE, and Eco-10 line-voltage control electronic dimming ballasts. See 3-Wire Dimming Ballasts, pgs.XX,XX. Requires neutral wire connection. No derating required if ganged.			
	Fluorescent Dimming with Tu-Wire® Electronic Ballasts			
	<i>Preset Dimmers with On/Off Switch</i>			
	Single Pole/3-Way**	5A	SFTU-5A3P- 	
	<i>Product Above:</i> For best performance use with Lutron Tu-Wire line-voltage control electronic dimming ballasts. For other applications please contact the Lutron Technical Support Center. See 2-Wire Dimming Ballasts, pg.XX. Derating required if ganged, pg.XX.			
	Fluorescent Dimming with Magnetic Ballasts			
	<i>Preset Dimmers with On/Off Switch</i>			
	Single Pole	10 lamps	SF-10P- 	
	Single Pole, 277V	12 lamps	SF-12P-277- 	
	3-Way**	10 lamps	SF-103P- 	
	3-Way,** 277V	12 lamps	SF-12P-277-3- 	
	<i>Products Above:</i> Requires neutral wire connection. Other manufacturers' design criteria for their magnetic dimming ballasts generally do not allow for dimming below 20%. For approved magnetic ballast manufacturers and derating information contact the Lutron Technical Support Center. For best performance and reliability, Lutron strongly recommends using Hi-lume, Compact SE, Eco-10, Tu-Wire, or TVE™ electronic dimming ballasts and appropriate controls, pg.XX.			
	Hi-Power 2•4•6™ Dimming Modules			
	<i>To increase load capacity up to 30,000W/VA in most popular sources, use one S-600- or S-603P- and add up to five dimming modules. See pg.XX for information.</i>			
				   Global Ordering see pg.XX
				For More Information: www.lutron.com/skylark Fax-on-Demand 1-800-523-9466


Description		Maximum Capacity	Model #	Important Information									
Fan Controls				<p>Ships in 48 hrs.</p> <p>Color Palette <i>Gloss Finish</i> Add color suffix to model # Example: S2-LFSQ-WH</p> <p>WH White IV Ivory AL Almond LA Light Almond GR Gray BR Brown BL Black</p> <p><i>Colors meet NEMA color standards where standards exist</i></p> <p>Accessories and Wallplates   Coordinating designer accessories and wallplates sold separately, pg.XX.</p> <p>What's Included  Control, knob</p> <p>Single-Gang Wallplate Dimensions W: 2.94" (75mm) H: 4.69" (119mm) D: 0.30" (7.6mm)</p> <p>Controls are 120V 60Hz unless noted.</p> <p>   Global Ordering see pg.XX</p> <p>For More Information: www.lutron.com/skylark Fax-on-Demand 1-800-523-9466</p>									
	Quiet Controls <i>For use with one ceiling paddle fan.</i>												
	<p>Dual Slide-to-Off Fan and Light Controls</p> <table><tr><td>Single-Pole, 3-Speed</td><td>1.5A fan/</td><td>S2-LFSQ- </td></tr><tr><td>Fan Control with</td><td>300W incandescent</td><td></td></tr><tr><td>Single-Pole Dimmer</td><td>light</td><td></td></tr></table> <p><i>Product Above:</i> Fan/light controls require two switched hot wires between the control and the fan/light, see Wiring Diagram #21, pg.XX. No derating required if ganged.</p>				Single-Pole, 3-Speed	1.5A fan/	S2-LFSQ- 	Fan Control with	300W incandescent		Single-Pole Dimmer	light	
Single-Pole, 3-Speed	1.5A fan/	S2-LFSQ- 											
Fan Control with	300W incandescent												
Single-Pole Dimmer	light												
	<p>Slide-to-Off Fan Controls</p> <table><tr><td>Single Pole, 3-Speed</td><td>1.5A</td><td>SFSQ-F- </td></tr><tr><td>Single Pole, 3-Speed</td><td>2A</td><td>SFSQ-F-HO- </td></tr></table> <p><i>Product Above:</i> Use SFSQ-F-HO- with Hunter Original® series fans only. No derating required if ganged.</p>			Single Pole, 3-Speed	1.5A	SFSQ-F- 	Single Pole, 3-Speed	2A	SFSQ-F-HO- 				
Single Pole, 3-Speed	1.5A	SFSQ-F- 											
Single Pole, 3-Speed	2A	SFSQ-F-HO- 											
	<p>Slide-to-Off Fan Controls with On/Off Light Switch</p> <table><tr><td>Single-Pole, 3-Speed</td><td>1.5A fan/</td><td>SFSQ-LF- </td></tr><tr><td>Fan Control with</td><td>360W incandescent</td><td></td></tr><tr><td>Single-Pole Switch</td><td>light</td><td></td></tr></table> <p><i>Product Above:</i> Fan/light controls require two switched hot wires between the control and the fan/light, see Wiring Diagram #18 and #19, pg.XX. No derating required if ganged.</p>			Single-Pole, 3-Speed	1.5A fan/	SFSQ-LF- 	Fan Control with	360W incandescent		Single-Pole Switch	light		
Single-Pole, 3-Speed	1.5A fan/	SFSQ-LF- 											
Fan Control with	360W incandescent												
Single-Pole Switch	light												

Description		Maximum Capacity*	Model #	Important Information	
Fan Controls (cont.)					
	Fully Variable Controls		Use for one or more exhaust fans (do not mix fan types on one control).		
	Dual Slide-to-Off Fan and Light Controls				
	Single-Pole	2.5A fan/	S2-LF-		
	Fan Control with	300W incandescent			
	Single-Pole Dimmer	light			
	<i>Product Above:</i> Fan/light controls require two switched hot wires between the control and the fan/light, see Wiring Diagram #21, pg.XX. Derating required if ganged, pg.XX.				
	Slide-to-Off Fan Controls				
	Single Pole, Adjustable	5A	SFS-5E-		
	Minimum Speed				
<i>Products Above:</i> To use as a combined fan control/light switch (360W incandescent), see Wiring Diagram #18 and #19, pg.XX. Derating required if ganged, pg.XX.					
Replacement Parts					
Replacement Knobs					
	White (WH) Preset/Slide-to-Off Knobs	SK-WH			
	Ivory (IV) Preset/Slide-to-Off Knobs	SK-IV			
	Split Knobs	Contact Customer Service			
<i>Product Above:</i> Standard replacement knobs available in white and ivory only. Contact Lutron Customer Service to custom order additional colors for preset, slide-to-off, or split replacement knobs.					
Ships in 48 hrs.					
Color Palette					
Gloss Finish					
Add color suffix to model #					
Example: S2-LF-WH					
WH White					
IV Ivory					
AL Almond					
LA Light Almond					
GR Gray					
BR Brown					
BL Black					
Colors meet NEMA color standards where standards exist					
Accessories and Wallplates					
Coordinating designer accessories and wallplates sold separately, pg.XX.					
What's Included					
					
Control, knob					
*Maximum Capacities					
For capacities in multigang installations, see ganging and derating information, pg.XX.					
Single-Gang Wallplate Dimensions					
W: 2.94" (75mm)					
H: 4.69" (119mm)					
D: 0.30" (7.6mm)					
Controls are 120V 60Hz unless noted.					
UL SR NOM Global Ordering see pg.XX					
For More Information:					
www.lutron.com/skylark					
Fax-on-Demand 1-800-523-9466					



- Product Family Features**
- A full line of accessories and wallplates
 - Wallplates feature clean appearance with no visible screws
 - Oversized wallplates hide gaps around wallboxes; mount flush to wall
 - Wallplates designed for quick and easy multigang alignment
 - 1- to 6-gang wallplates available
 - Engraving available, pg.XX
 - Use Lutron designer gloss controls with:
 - Maestro®, pg.XX
 - Diva®, pg.XX
 - Skylark®, pg.XX
 - Spacer®, pg.XX
 - Spacer System™, pg.XX
 - RadioTouch™, pg.XX
 - Use Lutron Satin Colors controls with:
 - Maestro, pg.XX
 - Diva, pg.XX

- Specification Features**
(See Performance Specifications, pg.XX)
- No visible mounting hardware
 - Seamless multigang wallplates with snap in, auto-alignment adapter plate
 - Durable poly-carbonate plastic
 - Precise color consistency
 - UV stable color



Switches

General purpose switching of all lighting sources and motor loads
15A, 120/277V

Switch on/off

Receptacles

15A, 125V
20A, 125V

GFCI Receptacles

15A, 125V
20A, 125V

Press to test GFCI

Press to reset GFCI after current interruption

Telephone Jacks

6-conductor jack

Cable Jacks

F-style, 75-Ohm coaxial cable

Field Customizable Multi-Port Frame

Phone, fiber, cable and BNC connectors available

Shown with 6 RJ45 phone jacks

1- to 6-Gang Wallplates

Elegant screwless wallplate

Two-part wallplate; the front securely snaps on to adapter plate

Contractor Packages

Harmony Packages, pg.XX

Wallplate Packages, pg.XX

Use these products with Designer Accessories and Wallplates

Maestro® pg.XX

Diva® pg.XX

Skylark®* pg.XX

Spacer®* pg.XX

Spacer System™* pg.XX

RadioTouch™* pg.XX

* Available in Gloss only

Installation Considerations












2.50" Deep Backbox Recommended (minimum)

Control Depth ≤ 1.31" (33mm)

Designer Accessories & Wallplates

















Description	Model #	Important Information
Contractor Packages		
Claro Harmony™ Designer Package		
Package includes: (12) Single-Pole Switches (4) 3-Way Switches (32) Receptacles (2) GFCI Receptacles (2) Single Phone Jacks (2) Single Cable Jacks (48) 1-Gang Wallplates (6) 2-Gang Wallplates (2) 3-Gang Wallplates <i>Package Above:</i> For complete information on products included, see following pages.	HDP-CA-	Color Palette <i>Gloss Finish</i> Add color suffix to model # Example: HDP-CA-WH WH White IV Ivory AL Almond LA Light Almond <i>Colors meet NEMA color standards where standards exist</i> Single-Gang Wallplate Dimensions W: 2.94" (75mm) H: 4.69" (119mm) D: 0.30" (7.6mm) *For More Information on Products Included in Packages, see Maestro, pg.XX Diva, pg.XX Claro, pg.XX Spacer, pg.XX
Claro Harmony Designer Package with Diva® Option*		
Package includes: (1) Claro Harmony Designer Package (see above for list of products included) (6) Diva 3-Way Dimmers: Incandescent, 600W BONUS! (1) BONUS! Spacer® Dimmer with Infrared Receiver: Incandescent, Single Pole, 600W (1) BONUS! Spacer Infrared Wireless Remote Control	HDP-DV-	
Claro Harmony Designer Package with Maestro® Option*		
Package includes: (1) Claro Harmony Designer Package (see above for list of products included) (6) Maestro Smart Dimmers: Incandescent, Single Pole/Multi-location, 600W (2) Maestro Smart Remotes: 600W BONUS! (1) BONUS! Spacer Dimmer with Infrared Receiver: Incandescent, Single Pole, 600W (1) BONUS! Spacer Infrared Wireless Remote Control	HDP-MA-	Controls are 120V 60Hz unless noted. Global Ordering see pg.XX For More Information: www.lutron.com/claro Fax-on-Demand 1-800-523-9466

Designer Accessories & Wallplates













Description		Maximum Capacity	Model #	Important Information	
	Switches			Ships in 48 hrs.	
	General Purpose Switching of All Sources and Motor Loads				Color Palette
	Single Pole, 120/277V	15A	CA-1PSH-  SC-1PS- 		<i>Gloss Finish</i> Add color suffix to model # Example: CA-1PSH-WH
	3-Way, 120/277V	15A	CA-3PSH-  SC-3PS- 		WH White
4-Way, 120/277V	15A	CA-4PSH-  SC-4PS- 	IV Ivory	AL Almond	
<i>Products Above:</i> No derating required if ganged.				LA Light Almond	
				GR Gray	
				BR Brown	
				BL Black	
				<i>Colors meet NEMA color standards where standards exist</i>	
Satin Finish					
				Add color suffix to model # Example: SC-1PS-SW	
				SW Snow	
				BI Biscuit	
				ES Eggshell	
				TP Taupe	
				MN Midnight	
				BT Blue Mist	
				SG Sea Glass	
				LS Limestone	
				ST Stone	
				DS Desert Stone	
				TC Terracotta	
				OC Ochre	
				LL Lilac	
				KW Kiwi	
				HT Hot	
					
Wallplates				Coordinating Designer wallplates sold separately, pg.XX.	
Single-Gang Wallplate					
Dimensions					
W: 2.94" (75mm)					
H: 4.69" (119mm)					
D: 0.30" (7.6mm)					
Controls are 120V 60Hz unless noted.					
   Global Ordering see pg.XX					
For More Information:					
www.lutron.com/claro					
Fax-on-Demand 1-800-523-9466					

Dimmers and Fan Controls

Designer Accessories & Wallplates

Description		Maximum Capacity	Model #	Important Information	
	Accessories (cont.)			Ships in 48 hrs.	
	Field Customizable Multi-Port Frame				Color Palette <i>Gloss Finish</i> Add color suffix to model # Example: CA-6PF-WH
	6-Port Frame	Shipped with 6 blanks	CA-6PF-  SC-6PF- 	WH White IV Ivory AL Almond LA Light Almond GR Gray BR Brown BL Black	
	<i>Product Above:</i> For use with Lutron connectors shown below. Also compatible with Hubbell Xcelerator™ and snap-fit connectors. Blanks match the wallplate color. For complete wiring information consult instruction sheet.				
        	Connectors <i>For use with 6-port frame (CA-6PF-). Each connector fills one port.</i>			<i>Colors meet NEMA color standards where standards exist</i>	
	Phone Jack	6-conductor, RJ11, Category 3	CON-1P-C3-WH	<i>Satin Finish</i> Add color suffix to model # Example: SC-6PF-SW SW Snow BI Biscuit ES Eggshell TP Taupe MN Midnight BT Blue Mist SG Sea Glass LS Limestone ST Stone DS Desert Stone TC Terracotta OC Ochre LL Lilac KW Kiwi HT Hot	
		8-conductor, RJ45, Category 5e	CON-1P-C5E-WH		
		8-conductor, RJ45, Category 6	CON-1P-C6-WH		
		Fiber Jack	MT-RJ feed-through	CON-1F-MTRJ-WH	 Wallplates Coordinating Designer wallplates sold separately, pg.XX.
			SC simplex	CON-1F-SC-WH	
			LC non-flush mount	CON-1F-LC-WH	
			ST style	CON-1F-ST-WH	
		Cable Jack	F-style, 75-Ohm coaxial cable	CON-1C-WH	
		BNC Jack	BNC connector 50-Ohm	CON-1B-WH	Controls are 120V 60Hz unless noted.
<i>Products Above:</i> Connectors for use with 6-port frame. Connectors available in white (WH) only. For information about additional colors or connectors contact Lutron Customer Service.				   Global Ordering see pg.XX	
For More Information: www.lutron.com/claro Fax-on-Demand 1-800-523-9466					

Designer Accessories & Wallplates

				Description	Model #	Important Information
       				Wallplates Controls must have fins broken. Derate dimmers as required, pg.XX. <i>For use with Lutron Designer-Series products.</i>		
				Contractor Packages (96) 1-Gang Wallplates CW-1-WH-96 <i>Product Above:</i> Available in white (WH) only. (48) 2-Gang Wallplates CW-2-WH-48 <i>Product Above:</i> Available in white (WH) only.		
				Blank Inserts  Blank inserts, DV-BI-, are available. Consult Lutron Customer Service for more information.    Global Ordering see pg.XX For More Information: www.lutron.com/claro Fax-on-Demand 1-800-523-9466		