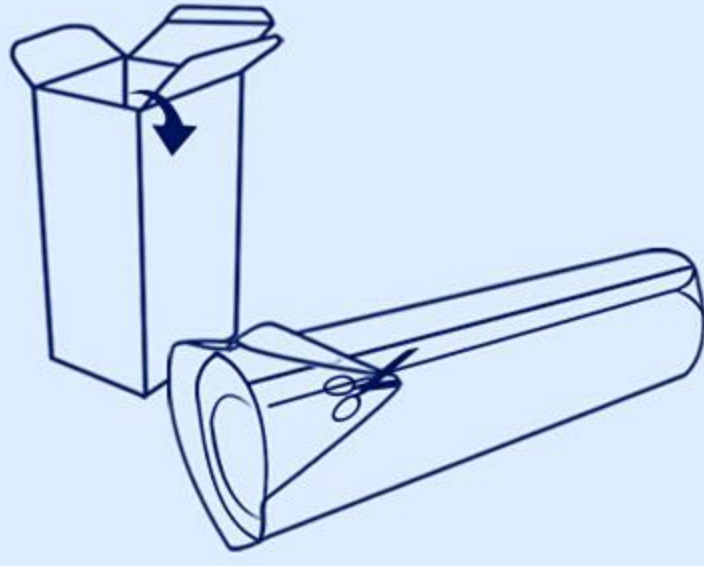



GEL-INFUSED MEMORY FOAM MATTRESS TOPPER



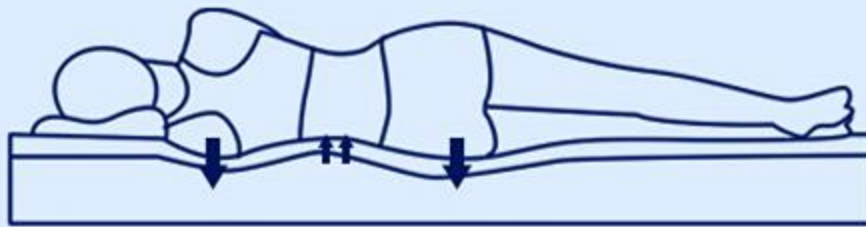
1

Pull the mattress topper out of the package. Cut the plastic wrapping and remove the compressed mattress topper. Be careful with sharp objects for your own safety and to avoid cutting the memory foam and bamboo cover.



2

Carefully unroll the topper to lay flat, allowing it to recover naturally. Do not place near high heat or open flame. Please allow at least 24 hours restore at room temperature for the surface to return to its normal feeling.



3

Please allow up to 48 hours for the mattress odor to dissipate before fully enjoying a good nights sleep on your brand new Subrtex Gel-infused Memory Foam Mattress Topper.

Attention:

1. Due to the unique properties of memory foam, dimensions may subtly VARY after full expansion; it is normal and WILL NOT affect the performance of your topper.
2. Memory foam may have slight odor initially; it WILL NOT bring any harm to your body, it will dissipate over normal use.
3. Discoloration to memory foam may appear over time due to oxidization. Oxidization is a natural process when memory foam expose under the light ; it Will NOT affect the performance of your topper.



Follow @Subrtex



YouTube

