

# steps to care

## taking care of your jute cushions

---



Remove spilled liquids as quickly as possible by blotting. Do not rub.



In case of stains, spot clean with damp cloth or sponge; blot to remove excess water; use hairdryer right after to avoid leaving any residual moisture behind.



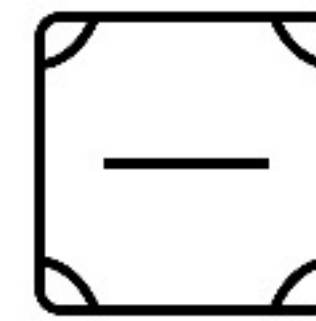
Regular cleaning is the key to durability (since it keeps dirt from setting into the fibres).



Treat spills such as food and other substances by scooping away the spill with the help of a spoon. Begin at the edges and move towards the centre to avoid the spread. Brush the remains with a soft, dry brush and vacuum.




Professional cleaning recommended from time to time.



Lay flat to dry.




If a yarn is loose, clip it. Do not pull.




Vacuum in only one direction using the brush attachment.



Do not iron and machine wash cover and insert.



Avoid direct sunlight and moisture to prevent discolouration.



Do not use abrasive or harsh chemicals to clean as this may damage the finish.