



HOLDRITE®
CONVERTING MAKESHIFT METHODS INTO ENGINEERED SOLUTIONS™

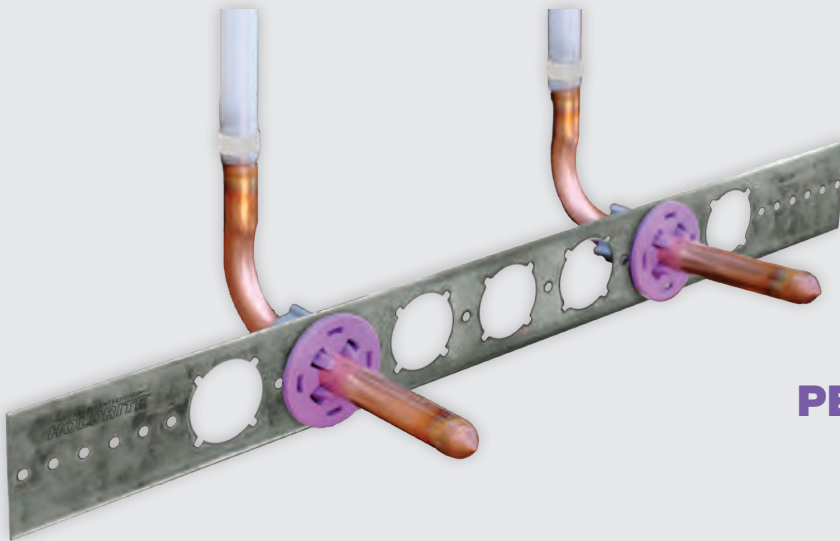
PEXRITE®

The Torchless Installation™

PEX STUB-OUT



PICK YOUR STUB-OUT METHOD



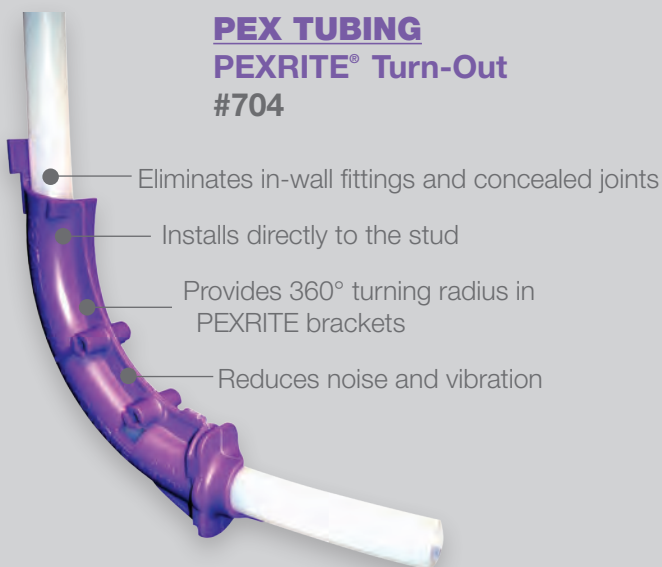
PEX TO COPPER STUB-OUT



Visit www.holdrite.com to view PEXRITE® installation videos, technical information, and list pricing.

Pick Your Stub-Out Method

PEX TUBING PEXRITE® Turn-Out #704



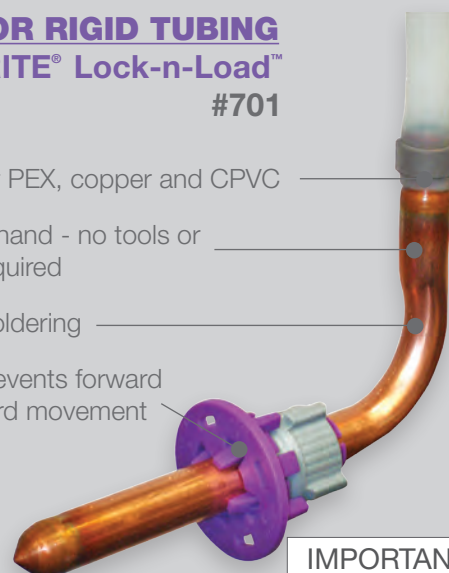
COPPER OR RIGID TUBING PEXRITE® Lock-n-Load™ #701

Designed for PEX, copper and CPVC

Tightens by hand - no tools or hardware required

Eliminates soldering

Secure fit prevents forward and backward movement



IMPORTANT:
Confirm compatibility of copper ells with PEX tubing manufacturer.

PEXRITE® Supports Integrate Directly with PEXRITE® Brackets Only



#103-18

PEXRITE® Turn-out #704 Installation Instructions

1 Install PEXRITE bracket to studs.



2 Insert #704 into bracket from the front.



3 Position #704 until bracket fits into groove, then rotate into place.



4 Insert PEX tube at 45° angle and set stub-out length.



5 Bend tube forward and snap into #704.



6 Complete! No concealed joint in the wall.



PEXRITE® Lock-n-Load™ Installation Instructions

1 Install PEXRITE bracket to studs.




4 Load tubing through #701 from back.



Additional Application Solutions


PEXRITE® #705

- 3/8" and 1/2" CTS PEX tubing Sink/lavatory and toilet stub-out
- Overhead 90° turn
- In-slab turn-out from decking into wall



PEXRITE® Pop-Up™ #706

- Single run pop-up for 3/8" and 1/2" CTS PEX tubing
- Ideal for radiant heating applications
- Multi-run versatility for manifolds with interlocking feet



PEXRITE® Pop-Up™ #707

- Single run pop-up for up to 7/8" O.D. PEX tubing, soft copper and flexible conduit
- In-slab installation at ground-work with rebar or wood decking
- Multi-run versatility for manifolds with interlocking feet



PEXRITE® Pop-Up™ #708 and #708-E

- Double run pop-up for in-slab flexible tubing support
- Multi-run versatility for manifolds with interlocking feet
- #708 design allows for side-entry of tubing
- #708-E design allows for easy zip tie installation of flexible or rigid tubing
- Mounts to wood form decking or slab-on-grade with rebar



PEXRITE® #710, #711, #712

- Plastic nylon bend support
- Provides rigid 90° bend ideal for 1/2", 3/4" and 1" PEX tubing
- Compatible with all PEX tubing manufacturers



n-Load #701 Installation Instructions


2

Insert #701 into bracket from the front.



3

Lock #701 into bracket with thumbs.



5

Push and twist back nut by hand, until tight.



6

Complete! Secures stub-out with no solder.



PEXRITE® Pop-Up™ Installation Instructions

1



2



3



4





HOLDRITE®
CONVERTING MAKESHIFT METHODS INTO ENGINEERED SOLUTIONS™

PEXRITE®
THE TORCHLESS INSTALLATION™

PIPE SUPPORT BRACKETS AND STUB-OUT SUPPORTS

Model #	Description	Box Quantity
103-18	Galvanized bracket with 1 $\frac{3}{8}$ " keyed holes, on 2" centers, 20" long.	50
103-26	Galvanized bracket with 1 $\frac{3}{8}$ " keyed holes, on 2" centers, 26" long.	50
709	Galvanized bracket with 1 $\frac{3}{8}$ " keyed holes, 7 $\frac{1}{2}$ " x 2".	50
709-L	Galvanized "L" bracket with 1 $\frac{3}{8}$ " keyed holes, 4 $\frac{1}{4}$ " x 3 $\frac{1}{4}$ " x 2".	50
709-EXT	Galvanized bracket with 1 $\frac{3}{8}$ " keyed holes and up to 8" center line off floor, 9"x 2 $\frac{1}{8}$ " x 2".	50
721	Galvanized bracket 3 $\frac{3}{8}$ " x 2 $\frac{3}{4}$ " with 1 $\frac{3}{8}$ " keyed hole. Integrates with the HOLDRITE STOUT BRACKET® or mounts directly to stud.	50
110-R	Galvanized bracket for island lavatory/sink, supports 4" and 8" centers, 2 $\frac{1}{8}$ " x 1 $\frac{7}{8}$ ".	50
SB1S	Galvanized telescoping bracket, 10" - 18", supports PEX, Copper and CPVC.	50
SB2S	Galvanized telescoping bracket, 13" - 25", supports PEX, Copper and CPVC.	50

PEX STUB-OUTS

Model #	Description	Box Quantity
704	Turn-out supports $\frac{3}{8}$ " & $\frac{1}{2}$ " CTS PEX tubing. No tools required. Temp. range: -10° F to +180° F.	100
705	Turn-out supports $\frac{3}{8}$ " & $\frac{1}{2}$ " CTS PEX tubing. Mount to block of wood. Sink/lavatory and toilet stub-out support & overhead 90° turns. Temp. range: -10° F to +190° F.	50
710	90° overhead bend plastic nylon support for $\frac{1}{2}$ " CTS PEX tubing.	50
711	90° overhead bend plastic nylon support for $\frac{3}{4}$ " CTS PEX tubing.	50
712	90° overhead bend plastic nylon support for 1" CTS PEX tubing.	25

PEX-TO-COPPER STUB-OUTS

Model #	Description	Box Quantity
701	Stub-out clamp supports $\frac{1}{2}$ " CTS PEX, Copper & CPVC tubing. No tools required. Temperature range: -10° F to +140° F	50
103-18-701	20" flat, galvanized bracket & $\frac{1}{2}$ " CTS #701 stub out clamps.	50 brackets/ 100 clamps
103-26-701	26" flat, galvanized bracket & $\frac{1}{2}$ " CTS #701 stub out clamps.	50 brackets/ 100 clamps

PEX POP-UP SUPPORTS

Model #	Description	Box Quantity
706	Single run $\frac{3}{8}$ " & $\frac{1}{2}$ " CTS Pop-up for PEX. Ideal for in-slab and radiant heating. Temp. range: -10° F to +190° F.	50
707	Single run Pop-up for PEX, soft copper and flexible conduit. Tube sizes up to $\frac{7}{8}$ " O.D. Temp. range: -10° F to +190° F.	25
708	Double run Pop-up for PEX, soft copper and flexible conduit. Tube sizes up to 1 $\frac{1}{8}$ " O.D. Temp. range: -10° F to +190° F.	15
708-E	Double run Pop-up for PEX, flexible conduit (smurf tubing), & rigid conduit 90s. Tube sizes up to 2 $\frac{1}{2}$ " IPS. Temp. range: -10° F to +190° F.	15

INSERTS/CLAMPS

Model #	Description	Box Quantity
404-R, 405-R, 406-R	$\frac{1}{2}$ ", $\frac{3}{4}$ " and 1" CTS Fire Retardant inserts. Meets UL94 V-2.	100

Visit www.holdrite.com to view PEXRITE® installation videos, technical information, and list pricing or call (800) 321-0316.