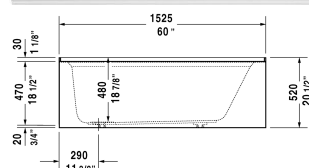
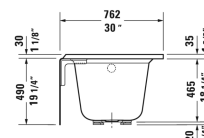
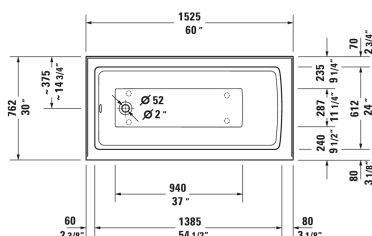


Architec Bathtub with panel height 19 1/4" # 700356000000090

| < 60" Inch > |



Bathtub with panel height 19 1/4"	Dimension	Weight	Order number
rectangle, with integrated panel and flange, flange clips, tub feet, drain left, cUPC® listed*, Sanitary acrylic , Filling capacity 26 gal , water level 14 Inch			
Colors			
00 White			
Variant			
Base tub	60" x 30" Inch	88 lb	700356000000090
Infobox			
* Complies with the following standards: CSA B45.5/IAPMO Z124			
Suitable products			
Waste and overflow plastic, Chrome trim,			791224
Flange clips 6 pcs., (included), for Architec bathtubs with integrated panel (height 19 1/4") and flange,			790160
Tub feet 4 pieces, (included), for Architec bathtubs with integrated panel (height 19 1/4") and flange,			790161
Chromed cover fits waste and overflow # 791255,			791225
Waste and overflow brass, Chrome trim,			791255

All drawings contain the necessary measurements which are subject to standard tolerances. They are stated in inch & mm and are non-binding. Exact measurements, in particular for customized installation scenarios, can only be taken from the finished ceramic piece.