

ABOUT US

We have been engaged in the production of tricycle spare parts for ten years. After years of polishing and experience, we know what kind of products are most suitable for the current market. Our aim is to make tricycle spare parts with high comfort, high cost performance and high practicability. Hope our products can bring you a different feeling of use.



BICYCLE SADDLE SEAT


INSTRUCTION MANUAL

ENJOY LIFE ENJOY RIDING

PACKAGE CONTENTS



Backrest



Seat frame



Saddle



Accessories

ATTENTION MATTERS

1. Install the seat back, and turn the screw to press down and rotate.
2. Fits on standard seat posts, standard seat clamp size 7/8".
3. Once installed on the bicycle seat post, adjust the angle and tighten the bolts as tightly as possible.
4. Comfortable backrest wide seat for adult tricycle, bikes, mountain bike and more bicycle styles.
5. Raise the backrest pull must not be greater than 130N.

OPERATION INSTRUCTIONS



Backrest bracket installation screw position.




Seat saddle mounting screw position.



Align the screw holes of the seat cushion with the backrest bracket, then tighten the four screws




Take out the backrest and plastic buckle.



The backrest is placed on the backrest bracket in the direction shown in the picture.



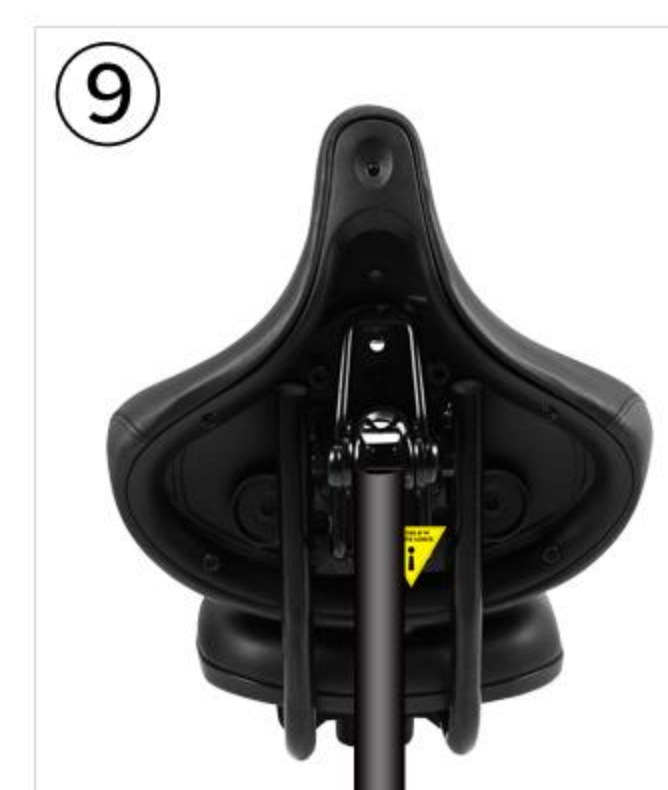
Put the plastic buckle on the backrest bracket, align the screw holes, bolts into the screw holes, and screw the backrest.



Backrest can be adjusted down



Backrest can be adjusted upwards



Assemble the installed saddle to the bicycle seat post, tighten the screws with a wrench.

PRODUCT SPECIFICATION

Backrest size: 8.26x9.05 inch
Saddle size: 12.2x12.59inch
Standard seat clamp size: 7/8inch

