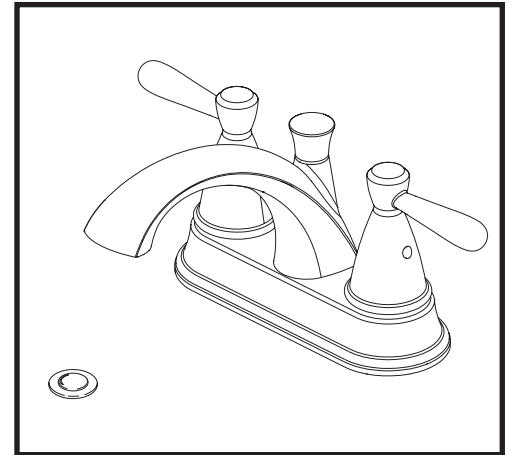
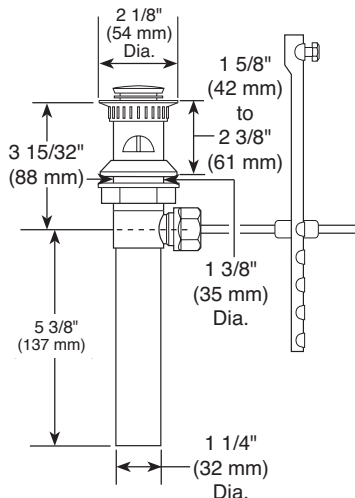


RP62472▲
Plastic Pop-Up



BATHROOM FAUCET

- Two Handle Centerset
- 4 Inch 3 Hole Sink Applications

STANDARD SPECIFICATIONS


- Max flow rate 1.2 gpm @ 60 psi, 4.5 L/min @ 414 kPa
- Two handle lavatory faucet for exposed mounting on 3 hole sinks with 4" centers
- The fully replaceable, washerless valve design rotates from the full-off position to the full-on position in 90°
- The valve stems on the hot and cold stems are interchangeable
- 1/2" - 14 NPSM threaded male inlet shanks
- Plastic pop-up type fitting with plated flange and stopper

WARRANTY

- Parts and Finish - Lifetime limited warranty; or for commercial purchasers, 10 years for multi-family residential (apartments and condominiums) and 5 years for all other commercial uses, in each case from the date of purchase.



COMPLIES WITH:

- ASME A112.18.1 / CSA B125.1
- ASME A112.18.2 / CSA B125.2
-  Indicates compliance to ICC/ANSI A117.1- Valve control only
- EPA WaterSense®