


Thank you very much  
for purchasing our *Patio Dining Sets*.

OWNER'S MANUAL

# PAMAPIC

## Patio Dining Sets



If you have any questions,  
please contact customer service:  
**E-mail: [Pamapic@hotmail.com](mailto:Pamapic@hotmail.com).**  
**Facebook: [@Pamapic.Official](https://www.facebook.com/Pamapic.Official)**





## Safety precautions

### ! WARNING

- Please read and understand this entire manual before attempting to assemble or install the product.
- Some parts may contain sharp edges. Please wear protective gloves when assemble or install the product.
- Assemble the item on a soft, non-abrasive surface such as carpeting to avoid damage.
- Keep all children and pets away from assembly area. Children and pets should be supervised when they are in the area of the sofa set construction.
- Item is heavy. Please handle with care. Two or more people are required for this assembly.

### CAUTION

- Chair is for seating purpose only. Do not stand on or use any part of this item as a step ladder.
- Recommended maximum sitting weight for the chair set is 275lbs /124 kgs. Please do not exceed the weight limitations of this item.
- Firmly secure all bolts, screws and knobs before use.
- Reconfirm that all bolts, screws, and knobs are secure every 90 days.
- Do not use or store this item in the proximity of open flame or flammable/combustible chemicals.
- If any parts are missing, broken, damaged, or worn, stop using this product until repairs are made and/or factory replacement parts are installed.

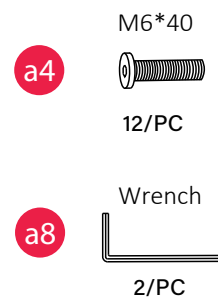
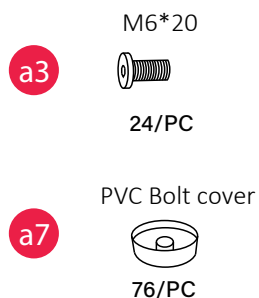
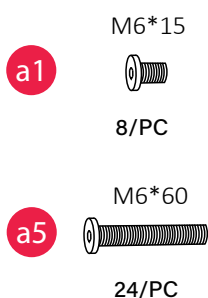
### ATTENTION

- Before assembling of product, compare every part with parts list. If any part is missing or damaged, do not attempt to assemble the product and contact us immediately.
- We care about every customer's using experience, please feel free to chat us if have some advice, efficient solution would be offered soon.
- Recommend to use waterproof furniture cover for entire patio dining set when out of use to keep them longer performance.
- Chair cushion cover can be removable and clean up by cleaner when have stains.
- It's available to adjust foot height through leveler regarding ground condition to keep table in balance.

## Warranty Coverage Requirements:

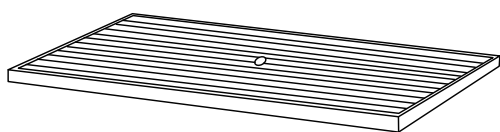
- Pictures of the damaged parts.
- The name or MOLDE number of your product.
- Please gather all of this information BEFORE you contact us.
- Do not use this item in a way inconsistent with the manufacturer's instructions as this could void the product warranty.

## HARDWARE



## PARTS

**A1** Table Top



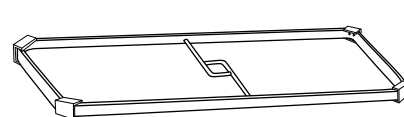
1/PC

**A2** Table Leg



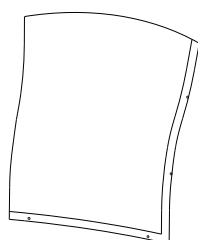
4/PC

**A3** Frame



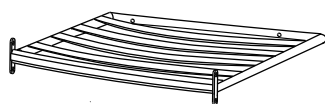
1/PC

**B1** Back



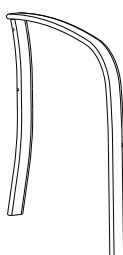
6/PC

**B2** Seat



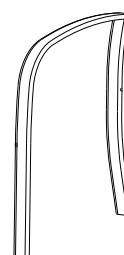
6/PC

**B3** Armrest (Left)



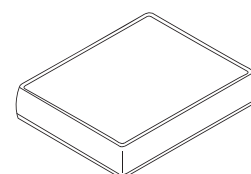
6/PC

**B4** Armrest (Right)



6/PC

**B5** Seat cushion



6/PC




Instructions

Patio dining chairs

- The patio dining set is delivered with two boxes. there are one table in one box, and six chairs in another box.
- The accessories list and installation instructions of six chairs are as follows.

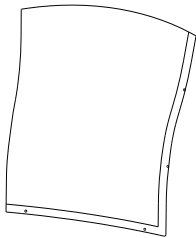
Number



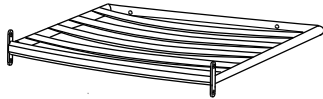
X 6

Parts

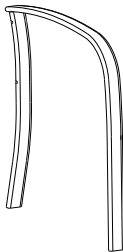
B1 6PCS



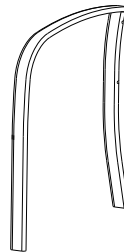
B2 6PCS



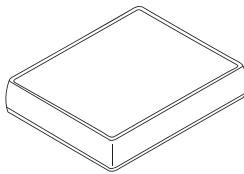
B3 6PCS



B4 6PCS



B5 6PCS



a3 M6\*20 24/PC



a4 M6\*40 12/PC



a5 M6\*60 24/PC



a6 60/PC



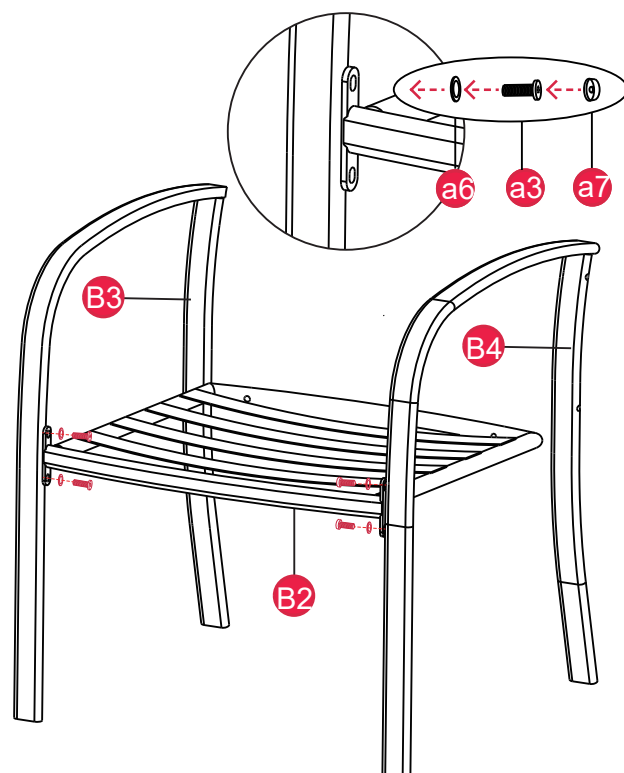
a7 60/PC



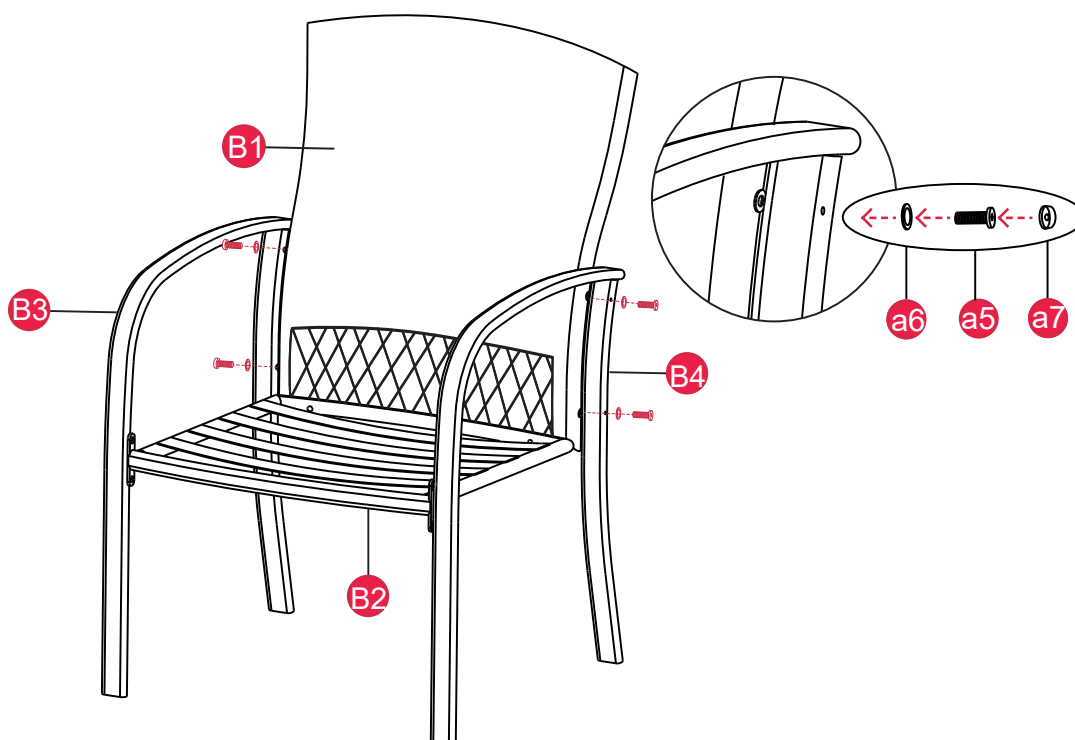
a8 1/PC



### ■ Step1



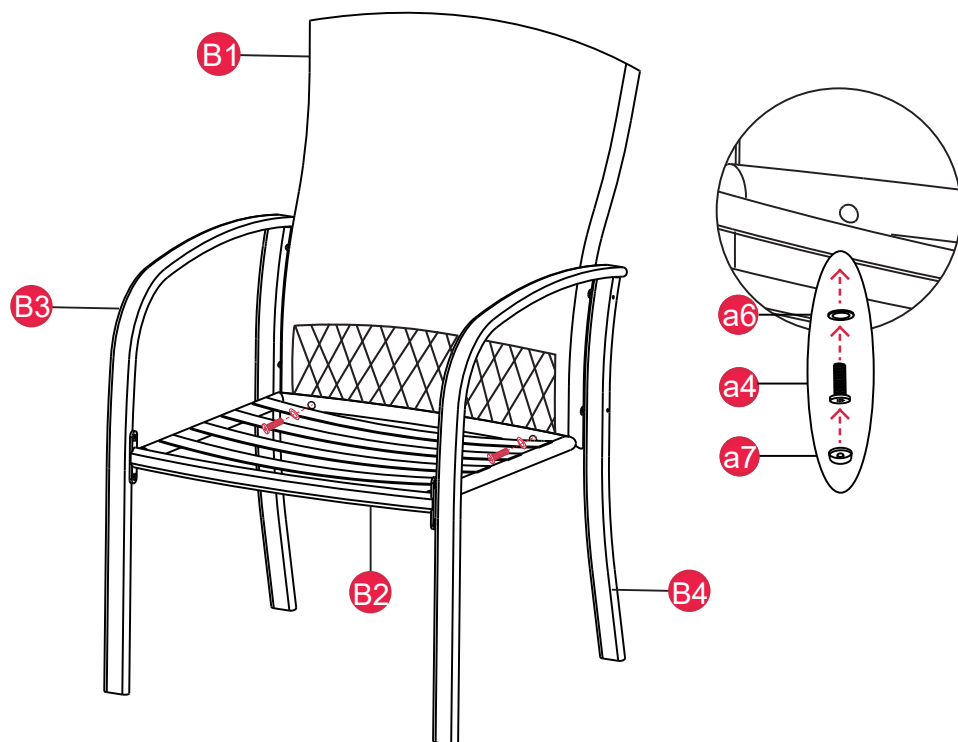
### ■ Step2



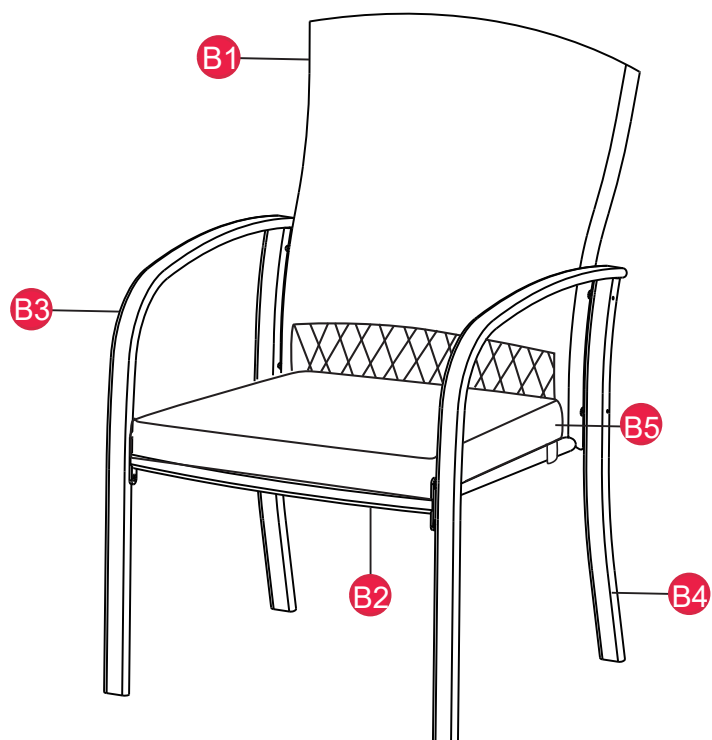
# Instructions

## Patio dining chairs

### ■ Step3

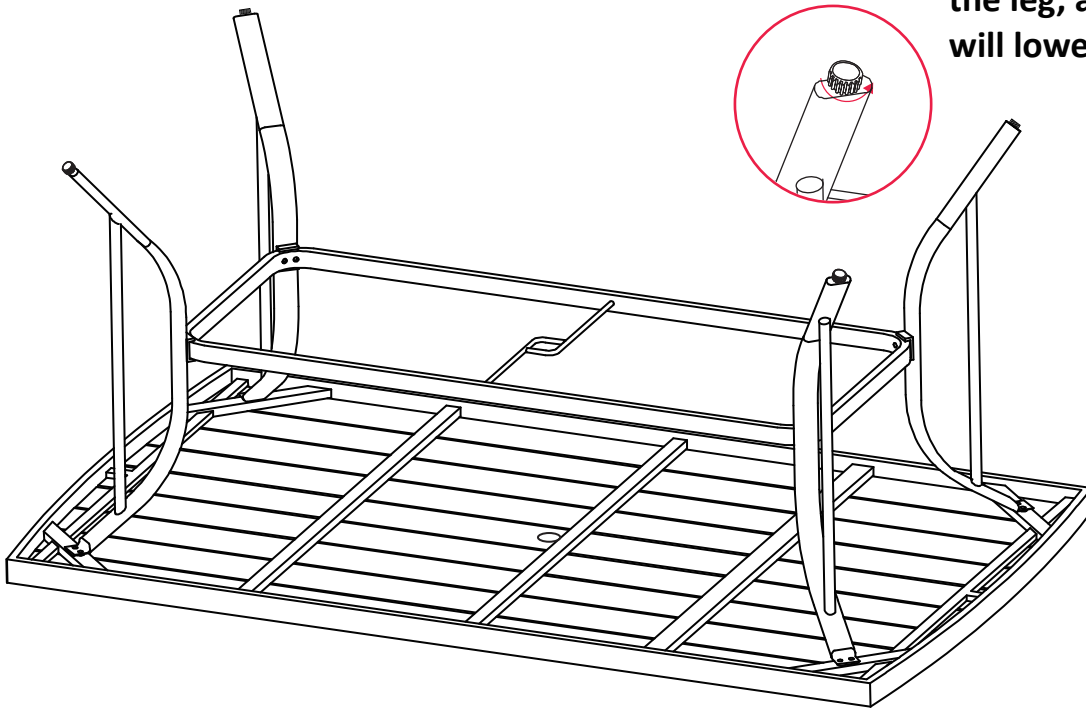


### ■ Step4

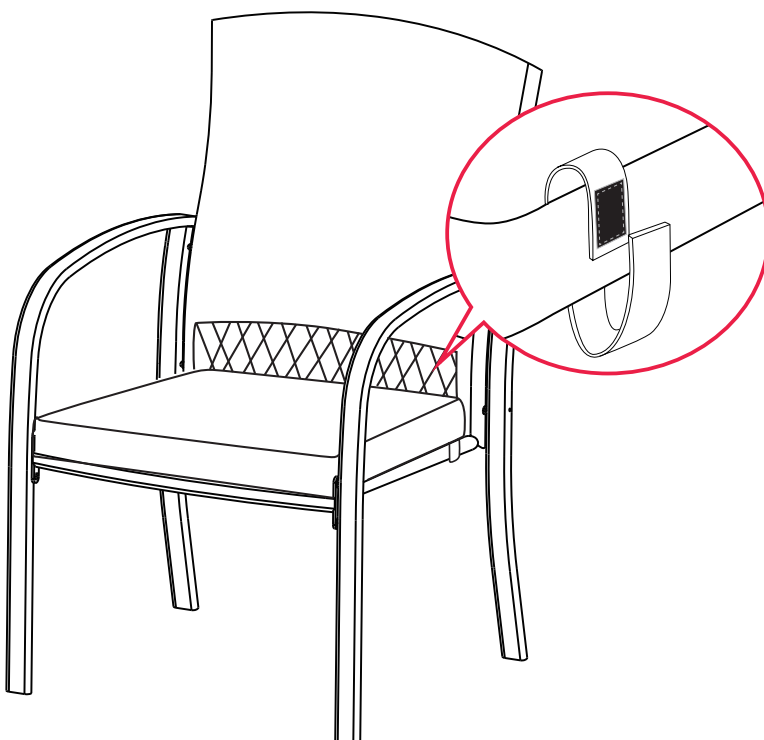



## Supplementary Instructions

It's available to adjust foot height through leveler regarding ground condition to keep table in balance. Loosening the leveler will raise the leg, and tightening the leg will lower it.



There is a Velcro on the cushion of the chair, which you can use to fix the cushion to the chair.





If you have any questions,  
please contact customer service:  
***E-mail: [Pamapic@hotmail.com](mailto:Pamapic@hotmail.com).***  
***Facebook: [@Pamapic.Official](https://www.facebook.com/Pamapic.Official)***

