



Margaux®
Shower Arm and Flange
K-16280

Features

- 1/2-inch NPT connection.
- 10-5/8" (270 mm) arm reach.
- Coordinates with Margaux faucets and accessories.
- For use with KOHLER showerheads (sold separately).

Material

- Solid brass construction.
- KOHLER finishes resist corrosion and tarnish.

Installation

- Wall-mount.



Codes/Standards






None Applicable

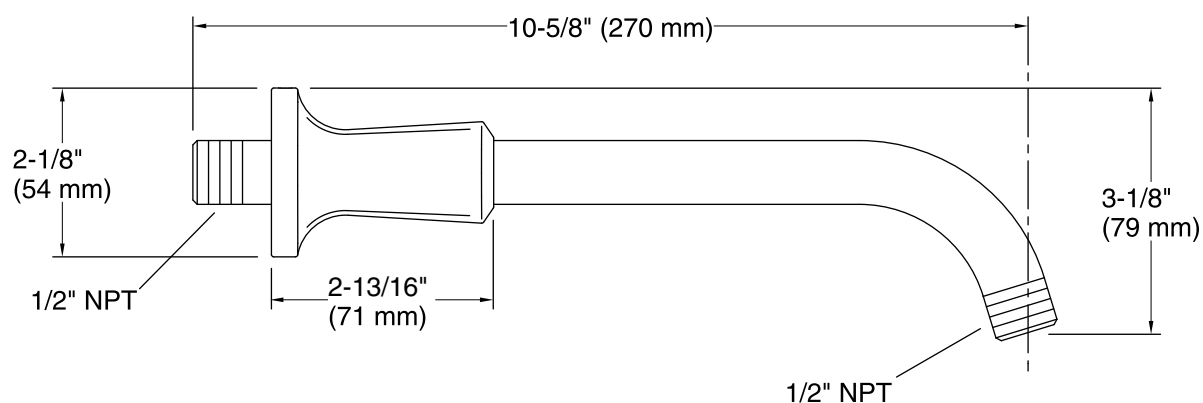
**KOHLER® Faucet Lifetime Limited
Warranty**

See website for detailed warranty information.

Available Color/Finishes

Color tiles intended for reference only.

Color	Code	Description
	CP	Polished Chrome
	SN	Vibrant® Polished Nickel
	AF	Vibrant® French Gold
	BN	Vibrant® Brushed Nickel
	BV	Vibrant® Brushed Bronze



Technical Information

All product dimensions are nominal.

Notes

Measure your actual product for roughing-in details.