

OVERVIEW

With a variety of available sizes and wattages, Simply Conserve's LED Corn Bulb selection is ready to meet your customers' unique needs. Ideal for commercial spaces, whether it be for indoor high-bay or outdoor fixtures, these bulbs provide ideal brightness and weather-resistant construction to keep them shining year-round.

Catalog #		Type
Project		
Comments		Date
Prepared by		

KEY FEATURES

- Operation Temperature: -4°F-113°F
- Ballast Bypass, UL Type B
- Ignition Time: Instant-on
- Double Insulation
- Suitable for use in damp locations and within enclosed luminaires
- Commercial-grade
- 120-watt bulb includes safety hook



BEAM
ANGLE



50,000
HOURS



FLICKER-
FREE



DOUBLE
INSULATION



**ORDERING INFORMATION**

SOURCE	WATTAGE	LAMP TYPE	CCT	BASE
L = LED	36 = 36 Watts 54 = 54 Watts 120 = 120 Watts	CB = Corn Bulb	40 = 4000K 50 = 5000K	E26 EX39

SPECIFICATIONS

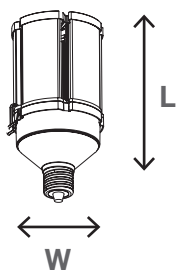
CATALOG #	WATTS	CCT	LUMENS	CRI	VOLTAGE	PF	DIM
L36CB50E26	36	5000K	5220	≥80	120-277V	≥0.9	No
L54CB50EX39	54	5000K	7830	≥80	120-277V	≥0.9	No
L120CB50EX39	120	5000K	16800	≥80	120-277V	≥0.9	No

ACCESSORIES

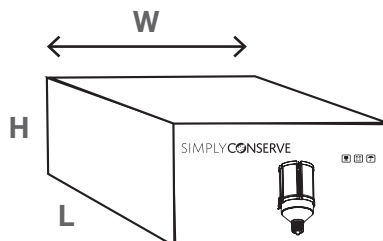
IMAGE	CATALOG #	DESCRIPTION
	LCB-E26	E39 to E26 base adapter
	LCB-E39	E26 to E39 base adapter

DIMENSIONS

PRODUCT



CASE



CATALOG #	L	W	BASE	CATALOG #	L	W	H	CASE QTY	GROSS WT
L36CB50E26	7.9"	3.8"	EX26	L36CB50E26	17.1"	13.2"	10.3"	12	14.5 lb.
L54CB50EX39	9.8"	3.8"	EX39	L54CB50EX39	17.1"	13.2"	12.1"	12	28.7 lb.
L120CB50EX39	12.3"	4.9"	EX39	L120CB50EX39	16.4"	11.3"	14.6"	6	25.13 lb.

5-Year Limited Warranty



If this corn bulb fails to operate for a 5-year period under normal consumer use (6 hours/day, 7 days/week), from the date of purchase or distribution by an energy conservation program and has been properly installed, AM Conservation Group will replace the lamp free of charge.

For warranty claims, please contact:

customercare@amconservationgroup.com

To learn more, please visit:

www.amconservationgroup.com