

## CODE NUMBER

3370002

## DESCRIPTION

1.28 gpf, Polished Chrome Finish, Fixture Connection Top Spud, Single Flush, Electrical Override, Solar, SOLIS® Exposed Sensor Water Closet Flushometer.

## DETAILS


- Flush Volume: 1.28 gpf (4.8 Lpf)
- Finish: Polished Chrome (CP)
- Power Type: Solar
- Battery Life: 10 years
- Valve: Diaphragm
- Valve Body Material: Semi-red Brass
- Fixture Type: Water Closet
- Fixture Connection: Top Spud
- Rough-In Dimension: 11 ½" (292mm)
- Spud Coupling: 1 ½" (38mm)
- Supply Pipe: 1" (25mm)
- Override: Electrical

## FEATURES

- Handle Packing, Main Seat, Stop Seat and Vacuum Breaker Molded from PERMEX® Rubber Compound for Chloramine resistance
- User friendly three (3) second Flush Delay
- "Low Battery" Flashing LED
- Sweat solder adapter with cover tube and cast wall flange with set screw
- State-of-the-art photovoltaic technology delivers solar operation
- Solar Powered. The sensor assembly is powered by a solar cell that will harvest power from the artificial indoor light (incandescent, fluorescent or LED), and use it as the energy source. The solar cell can provide approximately 100% power with 650 illuminance (lux).
- Four (4) Size AA Battery Back-up Power Source
- Operates by means of an infrared sensor with multiple-focused, lobular sensing fields for high and low target detection
- Fixed Metering Bypass and No External Volume Adjustment to Ensure Water Conservation
- Flex Tube Diaphragm designed for improved life and reduced maintenance
- Engineered Metal Cover with replaceable Lens Window
- PERMEX® Synthetic Rubber Diaphragm with Dual-Filtered Fixed Bypass
- Courtesy Flush® Override Button
- Override button enables manual flushing if sensor's power source fails
- High copper, low zinc brass castings for dezincification resistance
- Valve body, Cover, Tailpiece and Control Stop shall be in compliance with ASTM Alloy Classification for Semi-Red Brass
- Valve shall be in compliance to the applicable sections of ASSE 1037



## COMPLIANCES & CERTIFICATIONS



(ADA Compliant, BAA Compliant, BABAA Compliant, BREEAM Materials Credit, BREEAM Water Credit, Carbon Neutral, cUPC Green Certified, cUPC Certified, EPD, Green Globes Materials & Resources Credit, Green Globes Water Credit, HPD, LEED Materials & Resources EPD Credit, LEED Materials & Resources HPD Credit, LEED V4 Water Efficiency Credit, WaterSense Listed, Satisfies LEED Credits)

## RECOMMENDED SPECIFICATION

Valve Body, Cover, Tailpiece and Control Stop shall be in conformance with ASTM Alloy Classification for Semi- Red Brass. Valve shall be in compliance with the applicable sections of ASSE 1037 and ANSI/ASME 112.19.2.

## ELECTRICAL SPECIFICATIONS

- Battery Life: 10 years

## VALVE OPERATING PRESSURE (FLOWING)

15–80 PSI (103–552 kPa). Specific fixtures may require greater minimum flowing pressure - consult manufacturer requirements.

## DOWNLOADS

- [Solis 8100 Series Installation Instructions](#)
- [Solis 8100 Series \(Spanish\) Installation Instructions](#)
- [Control Stop Repair and Maintenance Guide](#)
- [Flush Connections Flanges Repair and Maintenance Guide](#)
- [Tail Piece Repair and Maintenance Guide](#)
- [Exposed Solis Repair and Maintenance Guide](#)
- [Flushometer Pressure gauges](#)
- [Additional Downloads](#)

**Sloan 10500 Seymour Ave, Franklin Park, IL 60131**

Phone: 800.982.5839 • Fax: 800.447.8329 • [sloan.com](http://sloan.com)

## VIDEOS

 PVD Special Finishes

## NOTES

All information contained within this document subject to change without notice.

Looking for other variations of the SOLIS 8111 product? [View the general spec sheet with all options.](#)

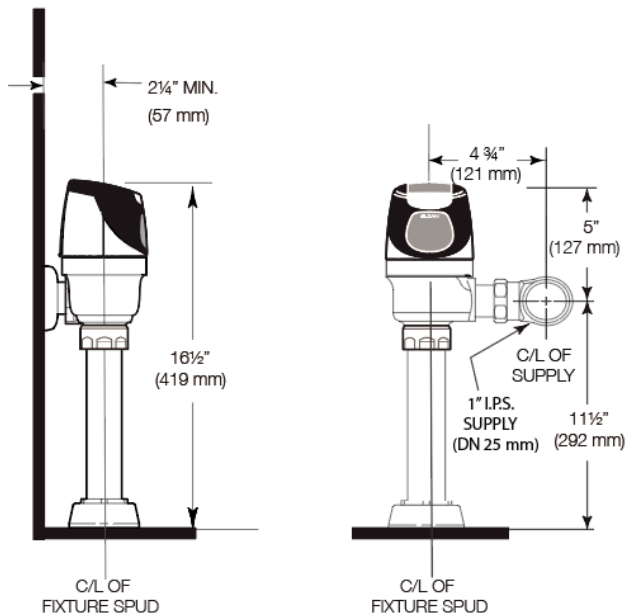
WaterSense compliant when used with a WaterSense compliant fixture

Battery life varies according to actual usage and restroom conditions.

## WARRANTY

[View Warranty Information](#)

## ROUGH-IN

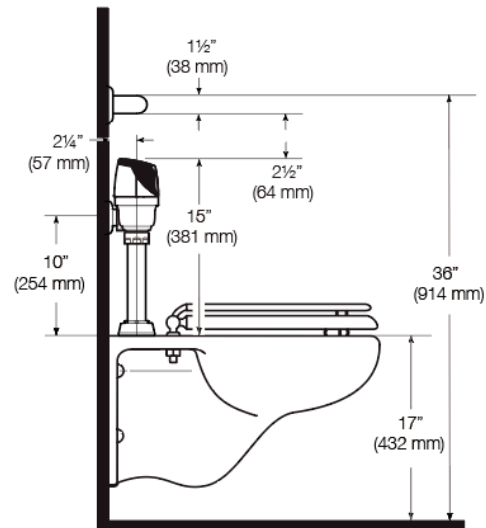


### WHEN INSTALLING IN A HANDICAP STALL:

Per the ADA Guidelines (section 604.9.4) it is recommended that the grab bars be split or shifted to the wide side of the stall. If grab bars must be present over the valve, use the alternate ADA installation as shown to the right.

### ALTERNATE ADA INSTALLATION

Lower water supply rough-in to 10" (254 mm) and mount grab bar at the 36" (914 mm) maximum allowed height (top of grab bar at 36").



**Sloan 10500 Seymour Ave, Franklin Park, IL 60131**

Phone: 800.982.5839 • Fax: 800.447.8329 • [sloan.com](http://sloan.com)