

CULTIVATING QUALITY SEED SINCE 1945



PENNINGTON

GRASS SEED



ARGENTINE BAHIAGRASS

GRASS
SEED



FOR AREAS GETTING
**8+ HOURS
OF SUN**

**SUN, DROUGHT
AND DISEASE
TOLERANT**



SEE RESULTS IN
7-21 DAYS

COVERS
UP TO

**1,400 SQ.
FT.**

7 LBS
3.17 Kilograms

COATED SEED

This bag contains up to 53% coating material.
See product label for more information.



**ARGENTINE
BAHIAGRASS** GRASS
SEED
BRED FOR COASTAL SOIL

PENNINGTON

GRASS SEED

ARGENTINE

BAHIAGRASS

BRED FOR COASTAL SOIL






PENNINGTON. THE GRASS IS GREENER.™

We work hard every day to cultivate the best grass seed products available, so you can seed your yard with peace of mind. Our grass seed is bred to not only look better but also be water-efficient and disease-resistant.

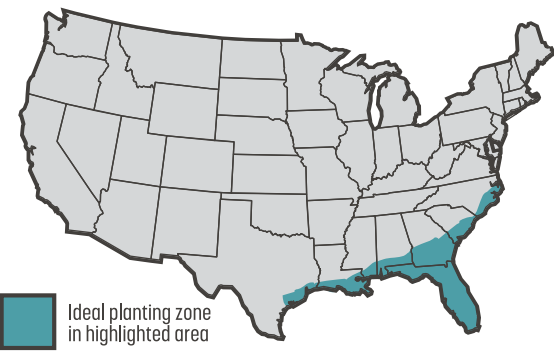
IS ARGENTINE BAHIA-GRASS THE RIGHT SEED FOR YOUR LAWN?

Argentine Bahiagrass is ideal for sunny lawns along the Southern Coastal Plain and the Gulf Coast. With a finer texture and darker color than Pensacola Bahiagrass, Pennington® Argentine Bahiagrass provides the most attractive Bahia lawn around.

FEATURED CHARACTERISTICS OF ARGENTINE BAHIAGRASS

sun requirement 8+ HOURS	planting depth 1/4"	see results in 7-21 DAYS	mowing height 2-3"	
SUN TOLERANCE	SHADE TOLERANCE	DROUGHT TOLERANCE	DISEASE RESISTANCE	TRAFFIC RESISTANCE
				
EXCELLENT	INADEQUATE	EXCELLENT	EXCELLENT	GOOD

WHERE WILL THIS SEED GROW BEST?



WHEN SHOULD THE SEED BE PLANTED?

Early Spring

HOW MUCH SEED SHOULD BE USED?

New Lawns	10 lbs / 1000 sq ft
Overseeding	5 lbs / 1000 sq ft

4 EASY STEPS

FOLLOW THESE INSTRUCTIONS TO WOW YOUR NEIGHBORS

EN CUATRO PASOS SENCILLOS

Siga estas instrucciones para impresionar a sus vecinos

STEP 1



NEW LAWNS



OVERSEEDING

PREPARE

FOR BARE SPOTS/NEW LAWNS:
Remove debris, then rake the soil to loosen and smooth the top layer.
PARA ZONAS CON HUECOS O CÉSPED NUEVO: Retire los desechos y luego rastrille la tierra para aflojar y suavizar la capa superior.

FOR OVERSEEDING/THIN AREAS:
Start by mowing existing grass as short as possible followed by removing debris. Then rake the soil to loosen and smooth the top layer.
PARA RESEMBRA O ZONAS DELGADAS: Corte el césped existente lo mas corto sea posible y elimine los desechos. Luego, rastrille la tierra para aflojar y suavizar la capa superior.

STEP 2



APPLY FERTILIZER

Apply a starter fertilizer at the manufacturer's recommended rate.
APLIQUE UN FERTILIZANTE: Aplique la cantidad de fertilizante recomendada por el fabricante.

STEP 3



APPLY SEED

Spread the seed evenly using a drop, rotary or hand-held spreader according to the recommended spreader settings listed. Rake gently to work your seed & fertilizer into the soil.
APLICACIÓN: Disemine las semillas de manera uniforme con un esparcador de caída, rotativo o manual, de acuerdo con las configuraciones recomendadas y enumeradas del esparcador. Rastrille suavemente para que las semillas y el fertilizante germinen en la tierra.

STEP 4



WATER

Keep the soil moist by watering daily as needed until grass sprouts and reaches about 3" tall.
RIEGUE: Mantenga la tierra húmeda al regar lo que sea necesario por día hasta que el césped brate y alcance alrededor de 3 pulgadas (7.62 cm) de alto.

RECOMMENDED SPREADER SETTINGS		
SPREADER TYPE	OVERSEEDING/ THIN AREAS	BARE SPOTS/ NEW LAWNS
Expert Gardener™ Push Seed Spreader	10.5	10.5*
Scotts® Turf Builder® EdgeGuard® Mini Broadcast Spreader	8	8*
Scotts® Whirl® Hand-Held Spreader	5	5*
Sta-Green® 32-lb Broadcast Spreader	5.75	5.75*

*Go over twice

ADDITIONAL CARE TIPS

- 1 Mow lawn when grass height reaches 3" tall
- 2 Avoid removing more than 1/3 of the total grass blade length at any single mowing
- 3 Hot summers can be stressful on your lawn; increase the mowing height during hot & dry periods to reduce stress on lawn



MOST IMPORTANTLY - Don't kill the grass before it starts by using weed control (pros call it preemergent) on your lawn until your grass has reached its full mowing height of 3"

 YouTube

MORE OF A VISUAL LEARNER?

Visit us at [youtube.com/penningtoncorp](https://www.youtube.com/penningtoncorp)



LAWN GEEK? US TOO.
Check out our content on [pennington.com](https://www.pennington.com)



WE STAND BEHIND OUR PRODUCTS.

If you are not satisfied, please let us know why and contact us about a refund. Keep your bag and proof of purchase.

MAIL TO:
Pennington Seed, Inc.
Customer Service Dept.
PO Box 290
Madison, GA 30650

CALL US
1.800.285.SEED

WEBSITE
[pennington.com](https://www.pennington.com)

Warning: Treated Seed. Do not use for food, feed, or oil purposes. Store away from Feeds and foodstuffs. Keep out of reach of children. If swallowed, call poison control. This coating protects with a fungicide to help keep seeds safe from diseases that harm them.

NOTICE: The color green as applied to grass seed is a registered trademark that is registered in the U.S. Patent and Trademark Office by Pennington Seed, Inc. Pennington uses the safest colorant available.

Scotts, Turf Builder, Edgeguard, and Whirl are registered trademarks of OMS Investments, Inc. Expert Gardener is a trademark of Wal-Mart Stores, Inc. Sta-Green is a registered trademark of LF, LLC.

Pennington, Pennington with design, and The Grass is Greener are trademarks of Pennington Seed, Inc. Central Garden & Pet and Central Garden & Pet with design are trademarks of Central Garden & Pet Company.



300529852 | OPP159_V1



0 21496 02257 4

NOTICE: Arbitration/conciliation/mediation required by several states. Under the seed laws of several states, arbitration, mediation, or conciliation is required as a prerequisite to maintaining a legal action based upon the failure of seed, to which this notice is attached, to produce as represented. The consumer shall file a complaint along with the required filing fee with the commissioner/director/secretary of agriculture, seed commissioner, or chief agricultural officer within such a time as to permit inspection of the crops by the designated agency and the seedsman from whom the seed was purchased. A copy of the complaint shall be sent to the seller by certified or registered mail or as otherwise provided by state statute.