



Buy it for looks. Buy it for life.®

Specifications

DESCRIPTION

- Metal construction with various finishes identified by suffix
- 1/2" IPS connections
- Includes non-metal push-down waste assembly

OPERATION

- Lever style handles
- Hot side counterclockwise to open (clockwise to close)
- Cold side clockwise to open (counterclockwise to close)

FLOW

- Water usage is limited to these maximum flow rates as indicated by the corresponding product markings
 - 1.2 gpm max (4.5L/min) at 60 psi

CARTRIDGE

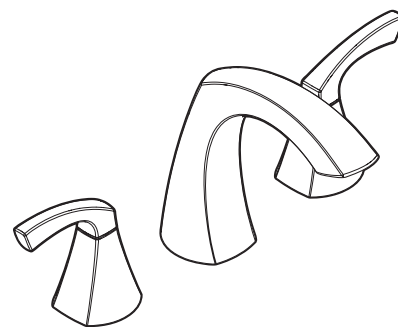
- 1234 cartridge design
- Nonmetallic and stainless steel material

STANDARDS

- Third party certified to WaterSense®, ASME A112.18.1/CSA B125.1 and all applicable requirements referenced therein
- Certified to NSF 61/9 & 372
- Products marked with 1.2 gpm are compliant with California water efficiency regulations
- Complies with California Proposition 65 and with the Federal Safe Drinking Water Act
- ADA ♿ for lever handles

WARRANTY

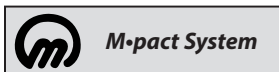
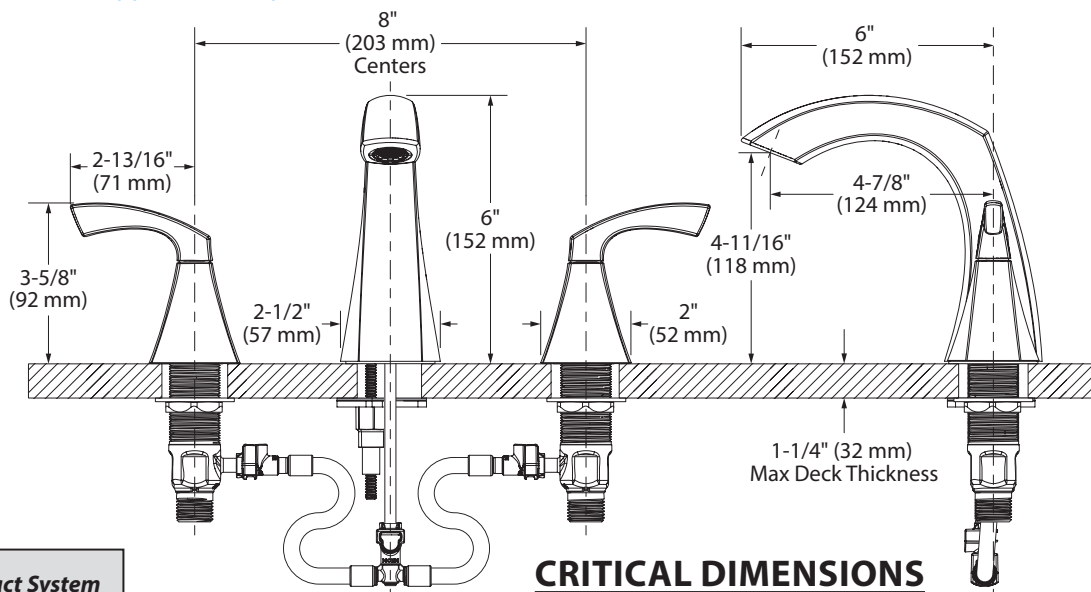
- Lifetime limited warranty against leaks, drips and finish defects to the original homeowner
 - 10 year limited warranty when used in a multifamily installation
 - 5 year limited warranty when used in a commercial installation
- Visit www.moen.com/support for complete details and limitations



Lindor™
Two-Handle Widespread
Lavatory Faucet

Models: 84504 series

NOTE: This faucet is designed to be installed through 3 – 1 1/8" dia. holes, 4" on center.



CRITICAL DIMENSIONS

(DO NOT SCALE)