

Fan Light Controller Instruction Manual

Remote function diagram

Wind director

Light on and light off

Color temperature

Brightness control

Timing 1 hour

The fan and light off

Segmented

The fan speed

Timing 2 hours

The fan off



Note: be sure to cut off the power before installation to avoid electric shock

Parts List



Expansion bolt
Hanging plate screw



Remote




Hanging plate

Installation steps

1. Cut four holes in the ceiling, and put the yellow screw (expansion bolt) into the hole



P1



P2

2. Fix the hanging plate in the yellow screw with the self tapping screw.



P3

3. Wire Connections: N(brown) and L wire(blue) is respectively connected to the left and right holes at one end of the terminal. Jone E/Gnd to middle. Then connect the wire of light. late have a test. (Turn on the power first to see if the lamp is working properly. If not, please rewire)



P5



P6

4. Align the 4 screw holes and fix the light to the ceiling with screws



P6



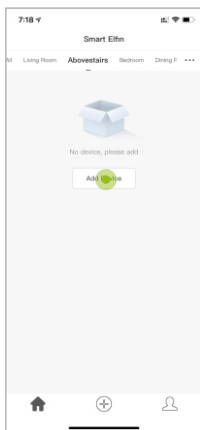
P7

APP control

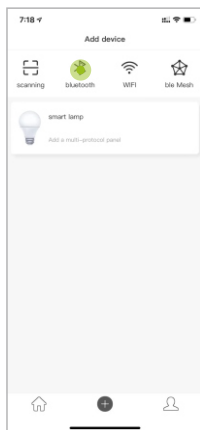
Note: No need to connect,
only open the app,
open Bluetooth.



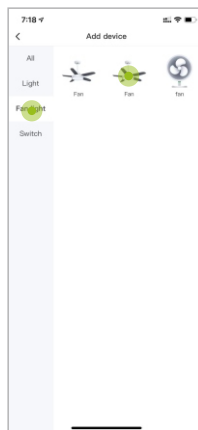
APPDOWNLOAD



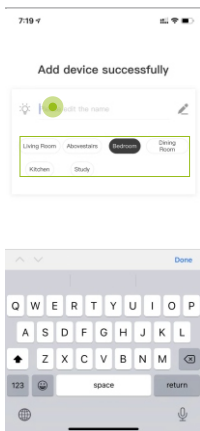
①Open the app.
Click add device.



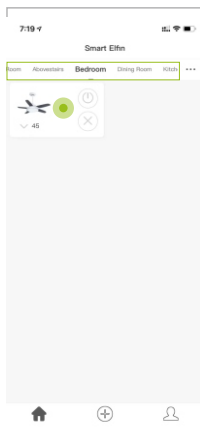
②Click bluetooth




③Click fanlight
The second "fan"



④Name as you like



⑤Click the fan you
named.

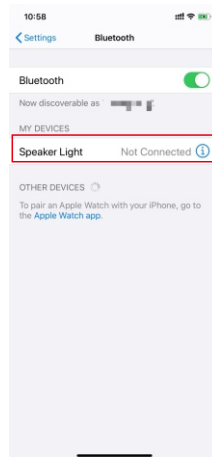


⑥When the lamp is power
on, pressing keys within 5
seconds as picture shows
at the same time the light
flashes means controller
code matched successfully.

Bluetooth connection

Note: If the fan light you bought does not contain Bluetooth music function, it will be invalid

1. Before using BT speaker, pls power on the product, and the BT speaker will sound "dingdong", which means that the BT speaker is waiting for pairing .
2. Touch the "Settings" icon of the phone, and then touch the "BT" icon to enter the BT settings interface. The phone will automatically search for BT products and find the "Speaker Light". Touch the "Speaker Light" icon to pair when you listen to "ding dong", you can use BT speakers.



3. Normal use BT Speaker
Note: If you need to use the Bluetooth speaker alone, please use the remote control Turn off the lights and fans. Never turn off the wall power switch.