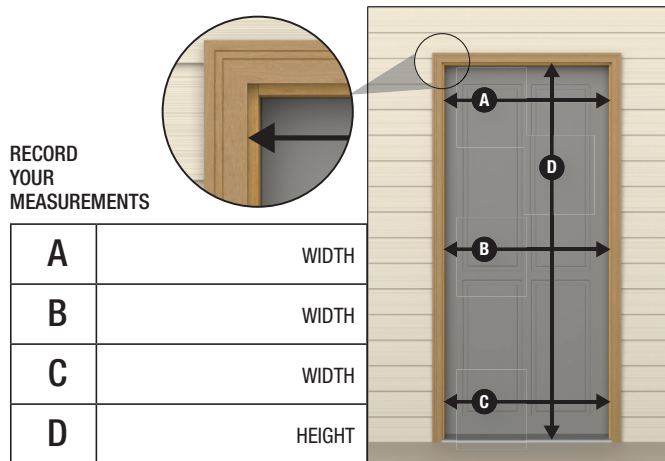




Provide the opening size as indicated on the chart below. The overall product width and height is adjusted so the unit fits inside the opening. A 1-in x 1-in mounting surface is required.


MODELS		STANDARD DOOR WIDTH	OPENING WIDTH RANGE	OPENING HEIGHT RANGE
Zions Court yard Garden View	SoHo	32-in	31-7/8-in to 32-3/8-in	79-3/4-in to 81-in
	Mesa Orleans	36-in	35-7/8-in to 36-3/8-in	



### RECESS MOUNT APPLICATION

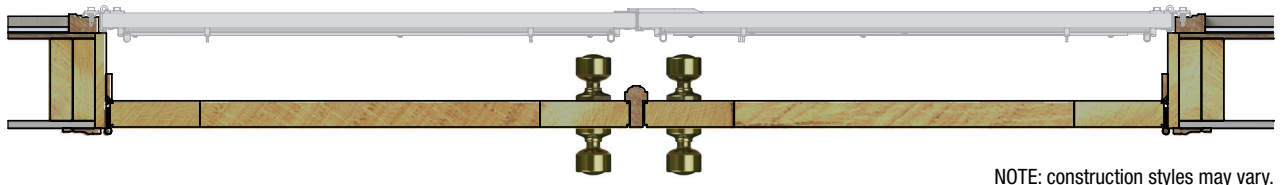
#### SINGLE

A standard 36-in-x 80-in door is shown. The rails mount inside the opening and require a 1" wide by 1" deep mounting surface.



#### DOUBLE

A standard 72-in opening shown. 71 7/8-in to 72 3/8-in opening size. A 1" wide by 1" deep mounting surface is required.



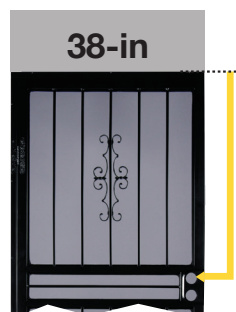
### LOCK BOX LOCATION

Hardware location for Guardsman Collection doors are figured from the top down to the center of the top hole. Based on a standard 80-in door, this measurement is 38-in.

#### NOTE:

Make sure that your new handle does not interfere with prime door handle; always check projection depths when purchasing hardware.

Adjusted lead times and pricing varies.



### KNOW YOUR HINGING

When ordering, specify left-hinge or right-hinge as viewed from outside.

