



**Wellworth®**  
Toilet tank, 1.28 gpf  
**K-4841**

### Features

- Three preinstalled tank bolts save installation time
- 1.28 gpf high-efficiency toilets provide significant water savings of up to 16,500 gallons per year versus an old 3.5-gallon toilet without sacrificing performance
- Qualifies as an HET(High-Efficiency Toilet). Consumer rebates are available in some municipalities
- Left-hand Polished Chrome trip lever
- KOHLER's canister flush valve harnesses the natural force of gravity and optimizes flushing performance
- Class Five® canister optimizes the flow out of the tank, harnessing gravity and the natural powerful reducing cascade of water to increase the power and effectiveness of the flush



### Recommended Products/Accessories

K-4199 Elongated toilet bowl  
K-23726 Drain treatment



### Codes/Standards

ASME A112.19.2/CSA B45.1




EPA WaterSense®

### KOHLER® Toilets and Seats Limited Warranty

See website for detailed warranty information.

### Available Colors/Finishes

*Color tiles intended for reference only.*

Color	Code	Description
	0	White
	96	Biscuit
	7	Black Black™

1-800-4KOHLER (1-800-456-4537)

Kohler Co. reserves the right to make revisions without notice to product specifications.

For the most current Specification Sheet, go to [www.kohler.com](http://www.kohler.com) USA or [www.kohler.ca](http://www.kohler.ca) Canada

4-14-2025 21:49 - US/CA

THE BOLD LOOK  
OF **KOHLER®**



**Wellworth®**  
Toilet tank, 1.28 gpf  
**K-4841**

No image available.  
This product is a component and not intended to be a standalone installation.

#### **Technical Information**

All product dimensions are nominal.

Toilet type: Bowl-mount

Flush type: Class Five

#### **Notes**

Install this product according to the installation instructions.