



3392TRM
Tub/Shower Trim

Location:

Specification Submittal

Model Numbers

- 3392TRM**
Tub/Shower Trim

Valve Options:
-262 Series Temptrol® Shower Valve with TRM modifiers
-162 Series Temptrol Shower Valve requires TC modifier

Feature Highlights

- Solarity Tub/Shower Trim.
- Requires Temptrol® Pressure-Balancing Shower Valve.
- Metal lever handle.
- 5-1/4" slip-on diverter tub spout.
- Single-mode HydroMersion® showerhead.
- Standard 2.0 gpm (7.6 L/min) flow restrictor.
- Components shall be metal and nonmetal construction, plated in standard Polished Chrome finish.

Compliance

- ASME® A112.18.1/CSA® B125.1
- WaterSense® 1.5 gpm (5.7 L/min) 2.0 gpm (7.6 L/min)
- Lever handle meets ADA requirements for operation
- CALGreen® 1.5 gpm (5.7 L/min)



Options/Modifications

- 15** **CG** 1.5 gpm (5.7 L/min) flow restrictor
- L1** Less showerhead
- L4** Less head, arm, and flange
- L7** Less handle
- TC** Test Cap Trim (includes TA-10® & T-12A) *used with 162 Series Temptrol Shower Valve*
- MB** Matte Black finish
- STN** Satin Nickel finish

Warranty

Limited Lifetime - for residential installations.
10 Years - for commercial/industrial installations.
Refer to www.symmons.com/warranty for complete warranty information.



SKU Builder

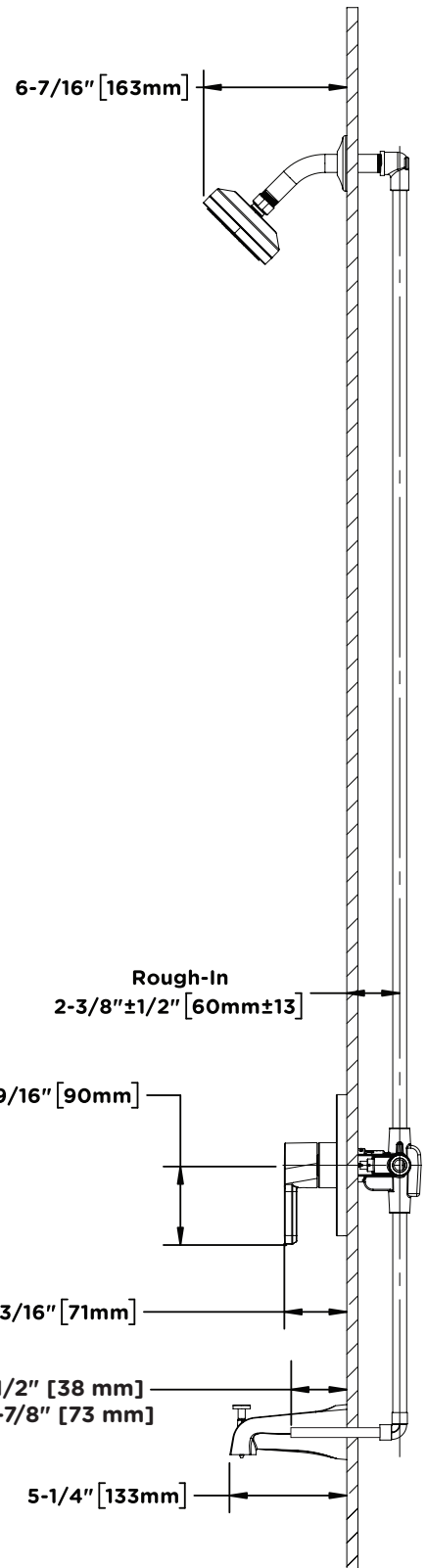
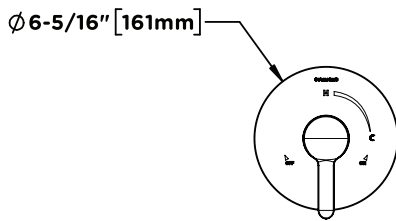
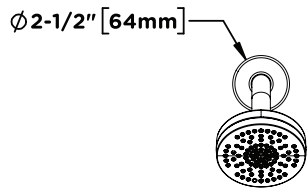
Series	Finish	Modifier	Flow Rate	TRM (required)	TC	Final SKU
3392	STN		15	TRM		3392STN15TRM
3392	MB	L1		TRM	TC	3392MBL1TRMTC

Notes: No more than two modifiers (L1-L7) permitted when ordering. Modifiers will list in numerical order.

Architectural/Engineering Specification

Symmons Solarity Tub and Shower Trim _____ Includes Solarity Tub/Shower Trim for Temptrol Pressure-Balancing Shower Valve. Features metal lever handle, 5-1/4" slip-on diverter tub spout, single-mode HydroMersion showerhead, and standard 2.0 gpm (7.6 L/min) flow rate. Components shall be metal and nonmetal construction, plated in standard Polished Chrome finish. 10-Year Commercial Warranty. ASME A112.18.1/CSA B125.1, WaterSense 1.5 gpm (5.7 L/min) and 2.0 gpm (7.6 L/min) compliant. Lever handle meets ADA requirements for operation. 1.5 gpm option meets CALGreen requirements. Available options: 15 = 1.5 gpm (5.7 L/min) flow restrictor, L1 = Less showerhead, L4 = Less head, arm, and flange, L7 = Less handle, TC = Test Cap Trim, MB = Matte Black finish, and STN = Satin Nickel finish.

Dimensions



Notes:

- 1) Valve body and piping not included and shown as reference only.
- 2) Plaster shield (p/n T-176) for drywall, plaster, or other type walls 1/2" or greater.
- 3) All dimensions measured from nominal rough-in.
- 4) Dimensions subject to change without notice.