

CODE NUMBER

3370448

DESCRIPTION

1.28 gpf, Polished Chrome Finish, Fixture Connection Top Spud, Single Flush, Electrical Override, Battery, ECOS® Exposed Sensor Water Closet Flushometer.

DETAILS

- Flush Volume: 1.28 gpf (4.8 Lpf)
- Finish: Polished Chrome (CP)
- Power Type: Battery
- Battery Life: 6 years
- Valve: Diaphragm
- Valve Body Material: Semi-red Brass
- Fixture Type: Water Closet
- Fixture Connection: Top Spud
- Rough-In Dimension: 11 ½" (292mm)
- Spud Coupling: 1 ½" (38mm)
- Supply Pipe: 1" (25mm)
- Override: Electrical

FEATURES


- Sweat Solder Adapter with Cover Tube and Cast Set Screw Wall Flange
- Main Seat, Stop Seat and Vacuum Breaker Molded from PERMEX® Rubber Compound for Chloramine resistance
- User friendly three (3) second Flush Delay
- "Low Battery" Flashing LED
- Infrared Sensor with Multiple-focused, Lobular Sensing Fields for high and low target detection
- Fixed Metering Bypass and No External Volume Adjustment to Ensure Water Conservation
- Flex Tube Diaphragm designed for improved life and reduced maintenance
- Engineered Metal Cover with replaceable Lens Window
- Courtesy Flush® Override Button
- Four (4) Size AA Batteries included
- 1" I.P.S. Screwdriver Bak-Chek® Angle Stop with Free Spinning Vandal Resistant Stop Cap
- PERMEX® Synthetic Rubber Diaphragm with Dual Filtered Fixed Bypass

VIDEOS

-  PVD Special Finishes



COMPLIANCES & CERTIFICATIONS



(ADA Compliant, BAA Compliant, BABAA Compliant, BREEAM Materials Credit, BREEAM Water Credit, CalGreen Compliant, cUPC Green Certified, cUPC Certified, EPD, Green Globes Materials & Resources Credit, Green Globes Water Credit, HPD, LEED Materials & Resources EPD Credit, LEED Materials & Resources HPD Credit, LEED V4 Water Efficiency Credit, WaterSense Listed, Satisfies LEED Credits, WELL Building Standard)

RECOMMENDED SPECIFICATION

Valve Body, Cover, Tailpiece and Control Stop shall be in conformance with ASTM Alloy Classification for Semi- Red Brass. Valve shall be in compliance with the applicable sections of ASSE 1037 and ANSI/ASME 112.19.2.

ELECTRICAL SPECIFICATIONS

- Arming Delay: 16 seconds
- Battery Life: 6 years
- Flush Delay: 3s
- Sensor Range: 22"–42" (559–1,067mm)

VALVE OPERATING PRESSURE (FLOWING)

15–80 PSI (103–552 kPa). Specific fixtures may require greater minimum flowing pressure - consult manufacturer requirements.

DOWNLOADS

- [Sloan ECOS Single/Dual-Flush Flushometer & Retrofit Valve Installation Instructions](#)
- [Sloan Ecos Valve \(Spanish\) Installation Instructions](#)
- [Control Stop Repair and Maintenance Guide](#)
- [Flush Connections Flanges Repair and Maintenance Guide](#)

Sloan 10500 Seymour Ave, Franklin Park, IL 60131

Phone: 800.982.5839 • Fax: 800.447.8329 • sloan.com

- [Tail Piece Repair and Maintenance Guide](#)
- [ECOS Repair and Maintenance Guide](#)
- [Flushometer Pressure gauges](#)
- [Additional Downloads](#)

NOTES

All information contained within this document subject to change without notice.

Looking for other variations of the ECOS 8111 product? [View the general spec sheet with all options.](#)

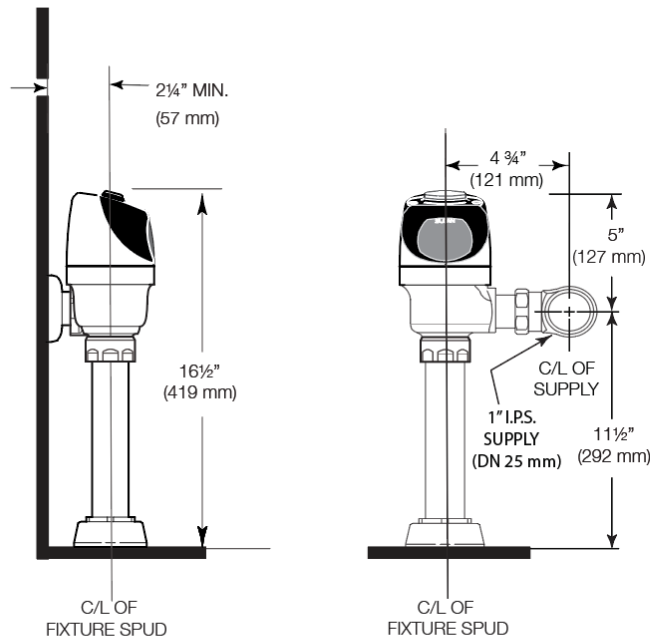
WaterSense compliant when used with a WaterSense compliant fixture

Battery life varies according to actual usage and restroom conditions.

WARRANTY

[View Warranty Information](#)

ROUGH-IN

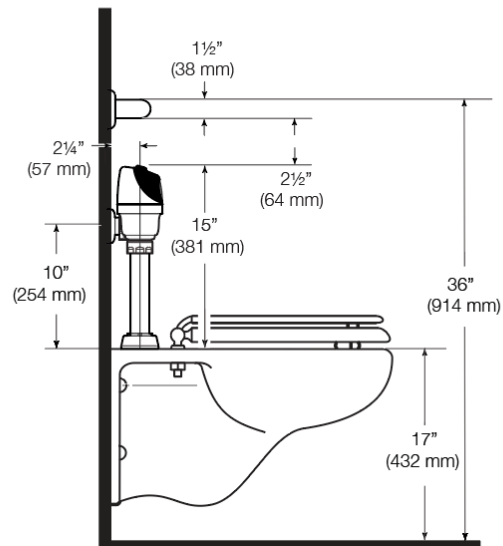


WHEN INSTALLING IN A HANDICAP STALL:

Per the ADA Guidelines (section 604.9.4) it is recommended that the grab bars be split or shifted to the wide side of the stall. If grab bars must be present over the valve, use the alternate ADA installation as shown to the right.

ALTERNATE ADA INSTALLATION

Lower water supply rough-in to 10" (254 mm) and mount grab bar at the 36" (914 mm) maximum allowed height (top of grab bar at 36").



Sloan 10500 Seymour Ave, Franklin Park, IL 60131

Phone: 800.982.5839 • Fax: 800.447.8329 • sloan.com