

| | | | | | |
|-----------|--|------|--|-------------|--|
| Catalog # | | Date | | Prepared by | |
| Project | | Type | | Notes | |

HALO™

OUTDOOR LIGHTING



GFL - SLIM LED FLOODLIGHT

WITH CCT SELECT & PHOTOCELL SELECT TECHNOLOGY



COMMERCIAL LED FLOOD LIGHT | 120-277V INPUT | SMALL MEDIUM LARGE & XL SIZE | BRONZE HOUSING | KNUCKLE & SLIP FITTER MOUNT | WITH CCT SELECT TECHNOLOGY

The GFL Slim LED Commercial Floodlights are a family of versatile floodlights designed to maximize configuration possibilities for a variety of applications.

TOP PRODUCT FEATURES



- Four sizes deliver 1,500 to 20,000 lumens
- 3 Selectable light color temperatures (3000K, 4000K, & 5000K)
- Integrated Photocell for Dusk to Dawn operation than can be turned on or off by manual switch operation
- Constructed of rugged die cast aluminum housing in textured bronze finish
- 50,000 hours of rated lifespan
- UV resistant prismatic PC lens with a wide NEMA 7H7V(knuckle) or 7H6V(slip fitter) beam angle
- IP65 Rated and sealed against dust and water perfect for demanding outdoor applications
- Universal power supply 120-277V, with 0-10V Dimmability down to 10%
- 3G vibration rated, two popular mounting options included
- 5-year warranty

INTERACTIVE MENU

- [Order Information](#) page 2
- [Product Specification](#) page 4
- [Product Warranty](#) page 4
- [Product Dimensions](#) page 3
- [Photometric Data](#) page 4

PRODUCT CERTIFICATION



*DLC listing will be completed within Q1-2023

TYPICAL APPLICATIONS



COMMERCIAL APPLICATIONS:


- Building Entrances
- Perimeter
- Warehouse
- Commercial Office
- Strip Mall
- General Security Lighting

ORDER INFORMATION

| Catalog Number | Description | Material no. | UPC | Case Qty | Case Dimensions (in.) | | | Weight (lbs) |
|--------------------|---|--------------|--------------|----------|-----------------------|-------|-------|--------------|
| | | | | | L | W | H | |
| GFLS15FSUNVDBZK | GRND FL DCST 12W 2KLM 3CCT D2D UNV KM | 13605822 | 080083260607 | 4 | 9.45 | 5.51 | 7.87 | 7.28 |
| GFLM40FSUNVDBZK | GRND FL DCST 30W 4KLM 3CCT D2D UNV KM | 13605823 | 080083260621 | 4 | 9.45 | 7.28 | 8.46 | 8.86 |
| GFL70FSUNVDBZK | GRND FL DCST 60W 8KLM 3CCT D2D UNV KM | 13605824 | 080083260645 | 4 | 10.43 | 9.25 | 10.16 | 14.5 |
| GFL100FSUNVDBZK | GRND FL DCST 80W 10KLM 3CCT D2D UNV KM | 13605825 | 080083260669 | 4 | 10.43 | 9.25 | 10.16 | 15.4 |
| GFLXL150FSUNVDBZSF | GRND FL DCST 100W 15KLM 3CCT D2D UNV SF | 13605826 | 080083260683 | 4 | 20.87 | 11.81 | 23.62 | 48.2 |
| GFLXL200FSUNVDBZSF | GRND FL DCST 150W 20KLM 3CCT D2D UNV SF | 13605827 | 080083260706 | 4 | 20.87 | 11.81 | 23.63 | 48.2 |

PRODUCT DIMENSIONS


Small – 12W | Knuckle Mount



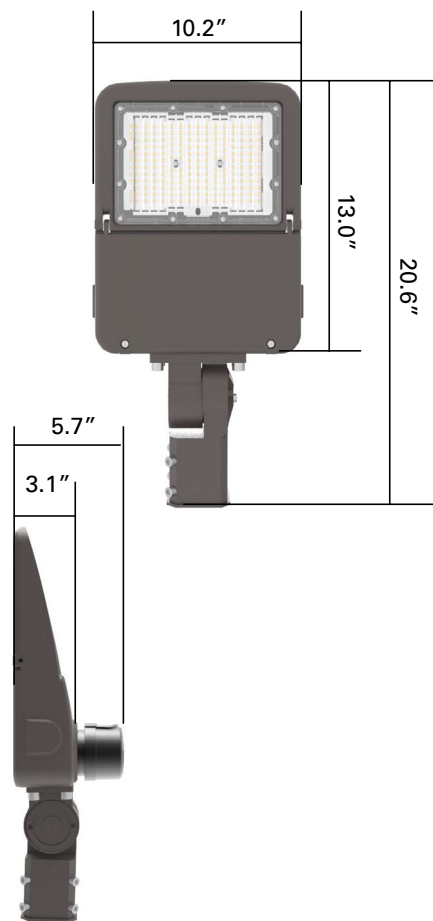
Medium – 25W | Knuckle Mount



Large– 60W & 80W Knuckle Mount



XL– 100W & 150W Slipfitter Mount



PRODUCT SPECIFICATIONS

Construction

- Durable die-cast aluminum housing suitable for wet locations
- Glare free, UV, & impact resistant PC lens
- Rust-resistant powder coated bronze finish
- 3G vibration rated per ANSI C136.31.
- Housing and optics IK08 rated.
- NEMA Beam Spread of 7H x 7V

Integrated Controls

- Small, Medium & Large Flood - Dusk to Dawn (Nighttime on / Daytime off) via Integrated photocell sensor that can be manually turned off with switch activated control
- Extra Large Flood – NEMA 3-Pin Twist lock photocell included

Mounting

- **Small, Medium & Large Flood** - ½ NPS threaded knuckle mount factory installed and can be mounted to conduit bodies or to 4" electrical boxes
- **Extra Large Flood** – includes slip fitter that can connect to standard 2 3/8" tenons for pole-top mounting

Electrical

- 3 Selectable light color temperature settings – 3000K / 4000K / 5000K
- Maintenance -free LEDs with estimated 50,000 hours lifespan based on LM-80 results and TM-21 calculations
- Rated for ambient operating temperature range from -40°F (-40°C) to 104°F (40°C)
- Electrical operating voltage 120-277V, 50/60Hz
- THD ≤ 20%; Power factor ≥ 90%
- CRI >70
- 0-10V Dimmable down to 10%

Compliance

- UL certified for USA and Canada for wet locations
- Contains no mercury or lead - RoHS compliant (RoHS 2.0)
- DLC 5.1 Standard listed
- IP65 Rated and sealed against dust and water perfect for demanding outdoor applications

Finish

- Rust-resistant textured bronze powder coat finish that provides superior resistance to weathering and corrosion.

Warranty

- **Five year limited warranty**, consult website for details.
www.cooperlighting.com

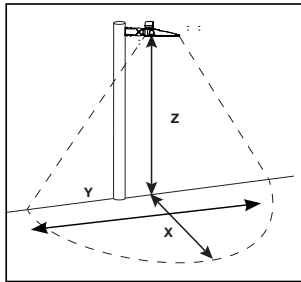
PHOTOMETRIC DATA

| Catalog Number | Power | CCT | Lumens | Efficacy | Voltage | Dimming | CRI | Lifespan | Photocell | Legacy Equivalent |
|--------------------|-------|-------|--------|----------|----------|---------|-----|------------|---|-------------------------|
| GFLS15FSUNVDBZK | 12W | 3000K | 1734 | 134 | 120-277V | 0-10V | >70 | 50,000 Hrs | Integrated button photocell. | Up to 70W Metal Halide |
| | | 4000K | 1834 | 146 | | | | | | |
| | | 5000K | 1811 | 139 | | | | | | |
| GFLM40FSUNVDBZK | 25W | 3000K | 3574 | 139 | | | | | | Up to 150W Metal Halide |
| | | 4000K | 3880 | 155 | | | | | | |
| | | 5000K | 3711 | 143 | | | | | | |
| GFLL70FSUNVDBZK | 60W | 3000K | 7895 | 136 | | | | | Turn on or off using physical dip switch on fixture housing | Up to 250W Metal Halide |
| | | 4000K | 8748 | 158 | | | | | | |
| | | 5000K | 8397 | 145 | | | | | | |
| GFLL100FSUNVDBZK | 80w | 3000K | 10672 | 134 | | | | | | Up to 400W Metal Halide |
| | | 4000K | 12287 | 161 | | | | | | |
| | | 5000K | 11291 | 143 | | | | | | |
| GFLXL150FSUNVDBZSF | 100W | 3000K | 14168 | 140 | | | | | NEMA 3-Pin Twistlock Photocell | Up to 400W Metal Halide |
| | | 4000K | 15804 | 161 | | | | | | |
| | | 5000K | 15755 | 155 | | | | | | |
| GFLXL200FSUNVDBZSF | 150W | 3000K | 20030 | 134 | | | | | | Up to 750W Metal Halide |
| | | 4000K | 22539 | 158 | | | | | | |
| | | 5000K | 21818 | 147 | | | | | | |

ELECTRICAL DATA

| Catalog Number | Power | 120V | 208V | 240V | 277V |
|--------------------|-------|-------|-------|-------|-------|
| GFLS15FSUNVDBZK | 12W | 0.1A | 0.07A | 0.06A | 0.05A |
| GFLM40FSUNVDBZK | 25W | 0.21A | 0.13A | 0.11A | 0.1A |
| GFL70FSUNVDBZK | 60W | 0.5A | 0.3A | 0.26A | 0.23A |
| GFL100FSUNVDBZK | 80W | 0.67A | 0.4A | 0.35A | 0.31A |
| GFLXL150FSUNVDBZSF | 100W | 0.83A | 0.48A | 0.42A | 0.37A |
| GFLXL200FSUNVDBZSF | 150W | 1.25A | 0.73A | 0.64A | 0.57A |

SUGGESTED MOUNTING HEIGHT



X = Forward Throw
Y = Wall Spread
Z = Mounting Heights

Notes:
Forward throw X = 1/2 Y for wall-mount applications only
See IES files for detailed photometry

| Minimum Footcandles (FC) | | 0.50 FC | | | | | | | | | | | |
|--------------------------|-------|---------|----|-----|----|-----|----|-----|----|-----|----|-----|-----|
| Mounting Height (Z) | | 8' | | 10' | | 15' | | 20' | | 25' | | 30' | |
| Catalog Number | Power | X | Y | X | Y | X | Y | X | Y | X | Y | X | Y |
| GFLS15FSUNVDBZK | 1834 | 11 | 28 | 12 | 33 | 14 | 40 | / | / | / | / | / | / |
| GFLM40FSUNVDBZK | 3880 | 15 | 32 | 17 | 38 | 20 | 49 | / | / | / | / | / | / |
| GFL70FSUNVDBZK | 8748 | 19 | 38 | 22 | 45 | 27 | 58 | 31 | 61 | / | / | / | / |
| GFL100FSUNVDBZK | 12287 | 22 | 40 | 24 | 47 | 30 | 62 | 34 | 74 | 37 | 84 | / | / |
| GFLXL150FSUNVDBZSF | 15804 | 21 | 35 | 24 | 41 | 29 | 57 | 34 | 71 | 37 | 83 | / | / |
| GFLXL200FSUNVDBZSF | 22539 | 23 | 36 | 26 | 43 | 32 | 59 | 37 | 74 | 41 | 87 | 156 | 212 |