

Features

- Semi-frameless, 3/8-inch-thick Crystal Clear tempered glass.
- Inside and outside solid 12-inch handles.
- CleanCoat™ glass treatment repels water for improved ease of cleaning.
- Adjustable framing system simplifies installation for out-of-plumb shower openings.
- Can be installed to open to the left or right.

Components

Additional included component/s: Hardware kit.



Codes/Standards




CPSC 16CFR 1201
ANSI Z97.1

KOHLER® One-Year Limited Warranty

See website for detailed warranty information.

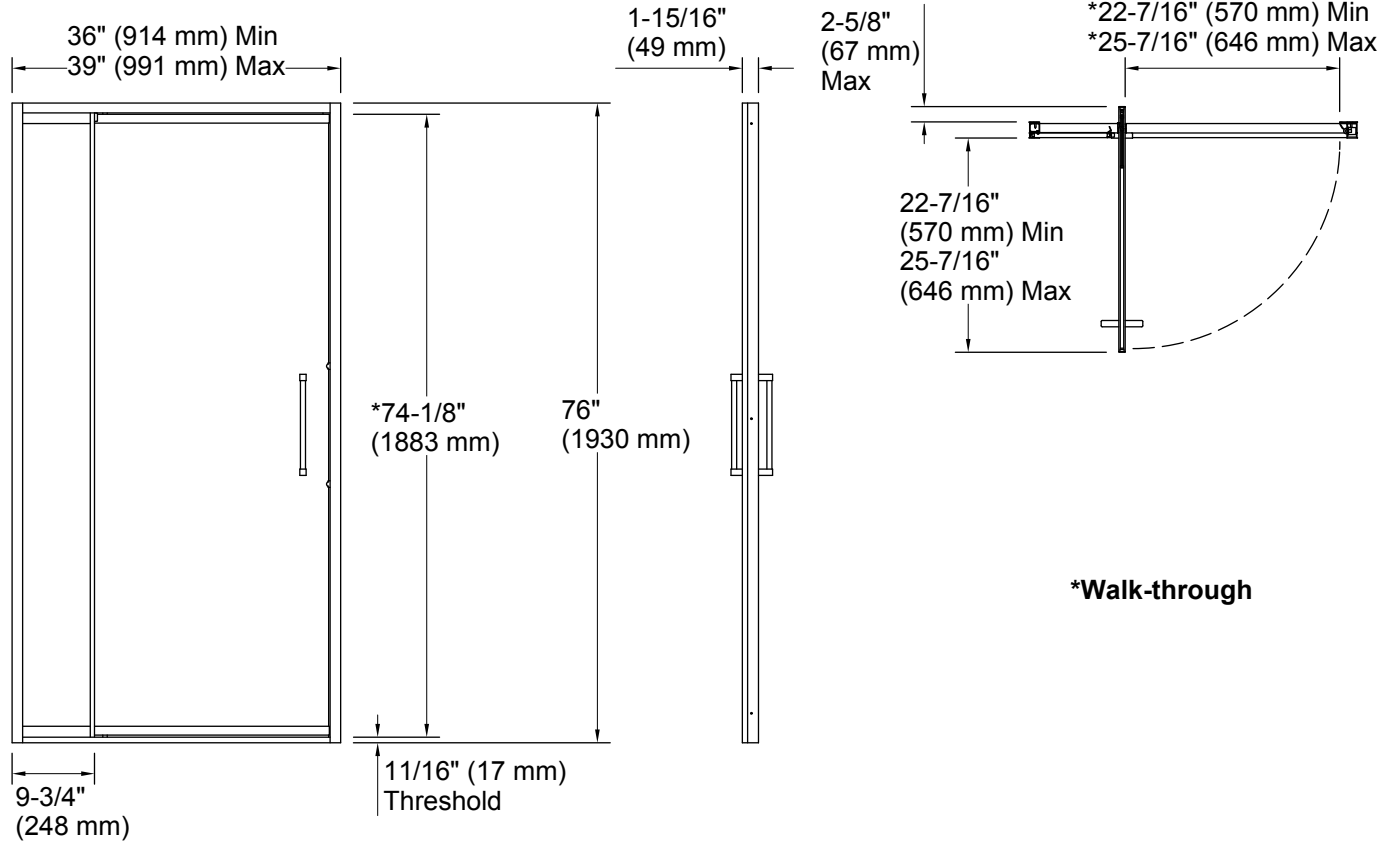
Available Colors/Finishes

Color tiles intended for reference only.

Color	Code	Description
	SH	Bright Silver
	NX	Brushed Nickel
	ABV	Anodized Brushed Bronze

Available Glass Options

Code	Description
L	Crystal Clear



Technical Information

All product dimensions are nominal.

Installation type:	For shower base installation
Opening style:	Pivot
Opening Width - Min:	36" (914 mm)
Opening Width - Max:	39" (991 mm)
Walk-through - Min:	22-7/16" (570 mm)
Walk-through - Max:	25-7/16" (646 mm)
Glass thickness:	3/8" (10 mm)
Glass coating:	CleanCoat®

Notes

Install this product according to the installation guide.

Recommended two person installation.

The vertical opening should be a minimum of 76-5/8" (1946 mm) to allow for installation clearance.