



Underscore® Cube

Drop-In Bath
K-1968-W1



Features

- Center drain.
- Bask® heated surface creates spa-like relaxation with soothing warmth on your back, shoulders, and neck.
- Spacious shape and extra deep bathing well accommodate up to two bathers.
- Two integral corner seats at 6-3/4" (171 mm) and 11-7/8" (302 mm) from bath floor.
- Integral lumbar support.
- 48" (1219 mm) x 48" (1219 mm) x 34" (864 mm)

Material

- Acrylic

Installation

- Drop-in or under-mount.

Recommended Accessories

K-578 Cube Undermount Installation Kit
K-8134 Bath cable drain trim
K-8150 Cube Cable Drain
K-24916 Wireless Music Kit
K-1177 Vinyl Tiling-in Bead



Codes/Standards

CSA B45.5/IAPMO Z124
ASTM E162
ASTM E662
UL 1795
CSA C22.2 No. 218.2
Greenguard UL 2818 - Gold
CARB P2



KOHLER® One-Year Limited Warranty

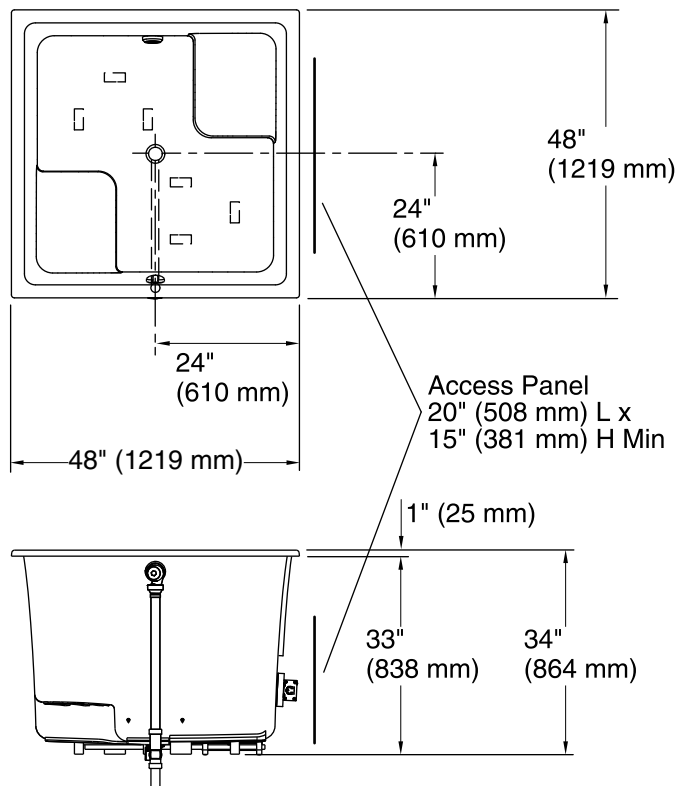
See website for detailed warranty information.

Available Color/Finishes

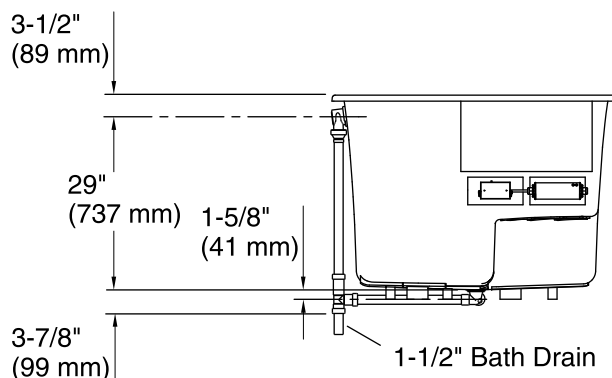
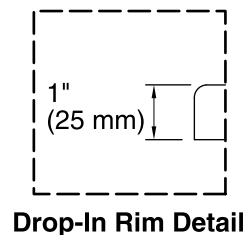
Color tiles intended for reference only.

Color	Code	Description
-------	------	-------------

	0	White
	96	Biscuit



No change in measurements if connected with drain illustrated. (K-8150)



Required Electrical Service

One circuit required, protected with Class A Ground-Fault Circuit-Interrupter (GFCI) or Residual Current Device (RCD).

Heated Surface: 120 V, 15 A, 60 Hz

Technical Information

All product dimensions are nominal.

Installation:	Drop-in, Under-mount
Drain location:	Center
Basin area, bottom:	39-3/8" x 39-3/8" (1000 mm x 1000 mm)
Basin area, top:	44-5/8" x 44-5/8" (1133 mm x 1133 mm)
Weight:	116 lbs (52.6 kg)
Minimum floor load:	98 lbs/ft² (478.5 kg/m²)
Water depth:	27-1/2" (699 mm)
Water capacity:	171 gal (647.3 L)
Cutout:	Drop-in, 47" x 47" (1194 mm x 1194 mm)
Template:	K-578, not required, not included
Electrical component rating:	Heated Surface: 120 V, 0.5 A, 60 Hz, 65 W

Notes

Measure your actual product for rough-in details.

Install this product according to the installation instructions.

The hot water supply should be 70% of the capacity of the bath or greater. Installations will vary.

Provide one grounded electrical outlet within 24" (610 mm) of each component.

Kit is required for under-mount installations (sold separately).