PORTABLE PLUS TYPE FULL SIZE FAR INFRARED SAUNA BOX INSTRUCTION

The color is subject to the actual product color received

PRODUCT ACCESSORIES

Controller

Heating panel

Foot Heating Plate



Bottom Waterproof Pad

Foldable Chair

Headlamp with LED

SPECIFICATION

Product Name	Far infrared sauna box plus style
Item No.	KLS-602FP
Using Size	80*80*175cm
Packing Size	78*31*36cm
Gross Weight	10-11kg
Power Consumption	1020W
Power Supply	110V(50-60HZ)
Timer	60 mintues

Specific parameters are based on actual products

THE ASSEMBLY INSTRUCTIONS

 A tube 18 pieces	T T-shaped Three-way tee 4 pieces
B tube 4 pieces	F Four-way pipe 2 pieces
C tube 4 pieces	S Straight tube 4 pieces
R Right-angle tee 8 pieces	

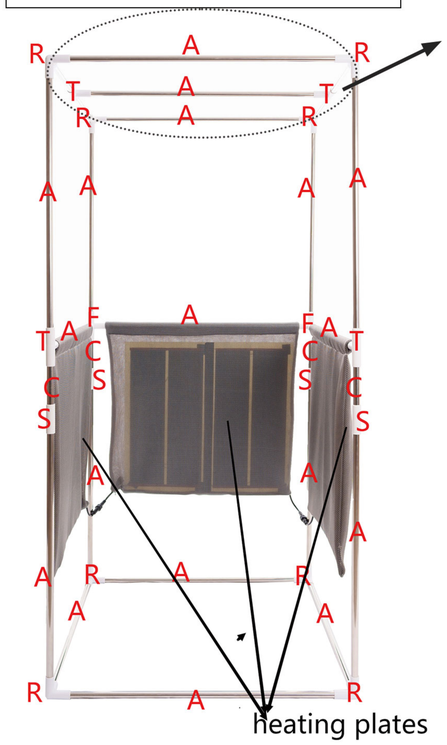

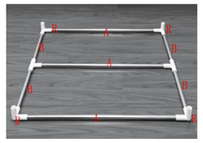

The top is composed of 3 A tubes and 4 B tubes through 4 Right-angle tees and 2 T-shaped Three-way tees.

Connect the plug of the heating panels to each other.



Connect the plugs of the foot heat plate and the power box together.

CONTROLLER INSTRUCTION

1. Press “ON/OFF” to switch on or off.
2. "Time" refers to the control of using time. Press the " ▲ " or " ▼ " key once to increase or decrease the time by 1 minute or up to 60 minutes.
3. "Temp" refers to the control of the operating temperature. Press the " ▼ " or " ▲ " key once, the temperature can be increased or decreased by 1°C , and the maximum can be adjusted to 65°C ,(The controller shows a maximum temperature of 65°C , the actual temperature is affected by the current environment).

PRECAUTIONS

Those who have the following conditions, please do not use

- ★ Get a bad cold, have taken hypnotic or medicine comprising somnolent.
- ★ Have weak heart, or suffer from heart disease and other blood vessel disease.
- ★ Suffer from high or low blood pressure and severe disease.

WARNINGS

- ★ Close supervision is necessarily when this appliance is usde by the infant, the old, the diabetic, or suffer from infarction sequela , or nerve illness, who do not have good sensitivity to temperature adjustment in order to avoid hurt or other danger occurs.
- ★ Those should never use the appliance for a long time who have weak sensitive to hot, tender skin or suffer from dermatosis ,skin trauma, and must adjust temperature to lowest to avoid skin scald while using.
- ★ Never fall asleep while using,lest scald caused by high temperature or dehydration by long time use unconsciously. If you feel uncomfortable while using, stop immediately.
- ★ It may possibly cause anemia and daze, flabby standing etc if stand up at once after use. Sit down and have a rest then stand up gradually.
- ★ Take off the metallic as necklace, watch etc while using, lest scald caused by skin contact.
- ★ Do not attempt to depart,repair or modify the product by yourself. It may cause damage or offect its
- ★ Use the product after it has been correctly assembled completely.
- ★ Do not put any animal in the sauna box, only used by human.

To reduce the risk of electric shock,or injury to persons.

- ★ An appliance should never be left unattended when plugged in. Unplug from outlet when not in use, and before putting on or taking off parts.
- ★ Do not operate under blanket or pillow. Excessive heating can occur and cause fire, electric shock , or injury to persons.
- ★ Use this appliance only for its intended use as described in this manual. Do not use attachments not recommended by the manufacture.
- ★ Never operate this appliance, if it has a damaged cord or plug, if it is not working properly, if it has been dropped or damaged, or dropped into water, return the appliance to a service center for examination and repair.
- ★ Do not carry this appliance by supply cord or use cord as a handle.
- ★ Keep the cord away from heated surfaces.

CLEARING&STORAGE

- ★ Please wipe away the water in the tent after use
- ★ Open the sauna tent by pulling down the zipper, make sure the sauna tent dry. After that, you can store the tent.
- ★ You can clean the sauna tent with wet cloth.