

Features

- A single handle controls both on/off activation and temperature setting
- 8" (203 mm) spout height
- 5-13/16" (148 mm) spout reach
- 0.5 gpm (1.9 lpm) maximum flow rate at 60 psi (4.14 bar)
- KOHLER® ceramic disc valves exceed industry longevity standards for a lifetime of durable performance
- Metal touch-activated drain with 1-1/4" tailpiece
- Ideal for vessel sink applications
- Coordinates with other products in the Avid collection

Material

- Premium metal construction for durability and reliability
- KOHLER® finishes resist corrosion and tarnishing

Installation

- Single hole

Recommended Products/Accessories

K-97494 18" towel bar
K-97495 24" towel bar
K-97496 24" double towel bar
K-97498 towel arm
K-97499 robe hook
K-97500 double robe hook
K-97502 Vertical toilet paper holder
K-97503 Covered toilet paper holder



ADA **CSA B651** **OBC**

Codes/Standards




ASME A112.18.1/CSA B125.1
NSF/ANSI/CAN 61
NSF/ANSI/CAN 372
All applicable US Federal and State material regulations
DOE - Energy Policy Act 1992
California Energy Commission (CEC)
ADA
ICC/ANSI A117.1
CSA B651
OBC
IAPMO Certification

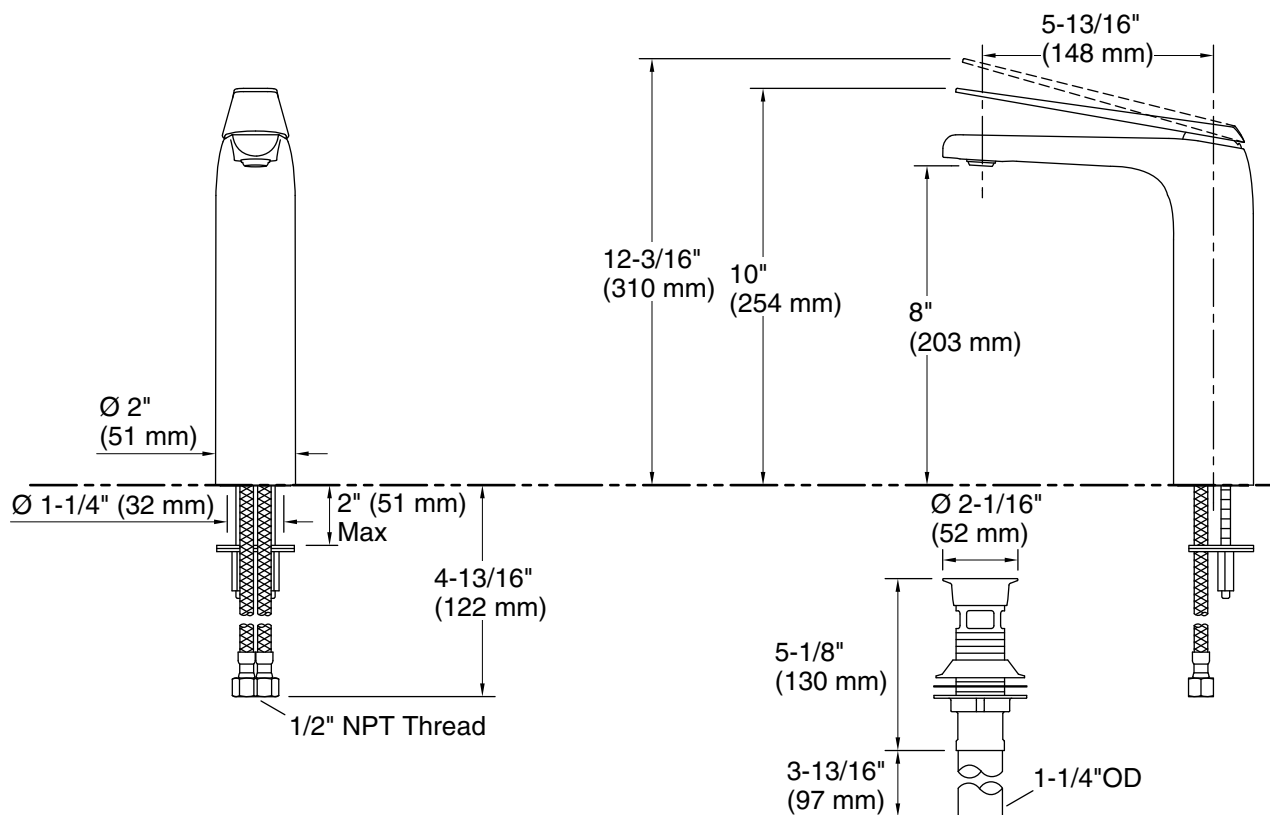
KOHLER® Faucet Lifetime Limited Warranty

See website for detailed warranty information.

Available Colors/Finishes

Color tiles intended for reference only.

Color	Code	Description
	CP	Polished Chrome
	BN	Vibrant® Brushed Nickel
	BL	Matte Black
	2MB	Vibrant® Brushed Moderne Brass



Technical Information

All product dimensions are nominal.

Faucet:

Flow rate: 0.5 gal/min (1.9 l/min)

Drain included: Yes

Drain with overflow: Yes

Spout:

Spout reach: 5-13/16" (148 mm)

Notes

ADA compliant for handles only.

ADA, OBC, CSA B651 compliant when installed to the specific requirements of these regulations.