

allen + roth. Hartford

Use this guide to create a custom storage solution for your home.

Step 1 Measure your space and consider how to use it.

Step 2 Select your finish



White



Java



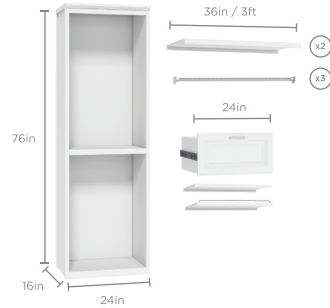
Antique White

Step 3 Select your tower or kit style
Select items and accessories available in antique white finish



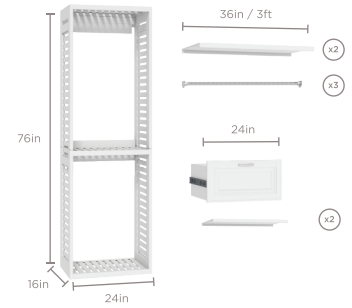
Solid Closet Kit
#5130290 - White
#5130289 - Java
#339204 - Antique White

- Includes:**
- (1) Closet tower
 - (1) Raised panel drawer
 - (2) 3-ft solid shelves
 - (3) Expandable closet poles
 - (*) Antique white includes shoe grid instead of shelf



Ventilated Closet Kit
#2416442 - White
#811206 - Java
#811207 - Antique White

- Includes:**
- (1) Closet tower
 - (1) Raised panel drawer
 - (2) 3-ft solid shelves
 - (3) Expandable closet poles



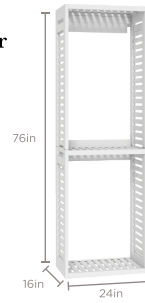
Solid Closet Tower
#2416434 - White
#339207 - Java
#339208 - Antique White

- Includes:**
- (1) Closet tower



Ventilated Closet Tower
#2416435 - White
#339212 - Java
#339213 - Antique White

- Includes:**
- (1) Closet tower



CLOSET UNIT MUST BE PERMANENTLY FASTENED TO THE WALL WITH PROVIDED HARDWARE; THIS STORAGE UNIT IS NOT DESIGNED OR INTENDED FOR FREESTANDING USE.

Step 4 Select your accessories

Shelves

Qty	Qty	Qty	Qty	Qty	Qty
6' Ventilated Shelf #2416439 - White #2462455 - Java	6' Solid Shelf #2416438 - White #2462454 - Java	4' Solid Shelf #1465202 - White #1465201 - Java	4' Ventilated Shelf #1465205 - White #1465204 - Java	22'' Shelf for Tower #3750829 - White #2735421 - Java	22'' Ventilated Shelf for Tower #3750830 - White #2735428 - Java

Design Tip: Wall shelves can mount on one or both sides to the closet tower to extend horizontal storage space.

Wall Shelf Support Brackets

Qty	Qty	Qty
J Hook Bracket #2735447	16'' Wood Bracket #3750828 - White #2735432 - Java	Bracket #1465207 - Satin Nickel #1465208 - Oil-Rubbed Bronze

Note: Two brackets are needed for one shelf. Mix or match different style of brackets.

Closet Rods

Qty	Qty
4-6' Expandable Closet Rod #972665	3-5' Expandable Closet Rod #339254

Design Tip: Use one Closet Rod per wall for long items (dresses, coats) and up to two rods for hanging shorter garments (shirt, pants).

Closet Tower Accessories

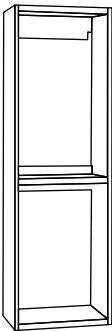
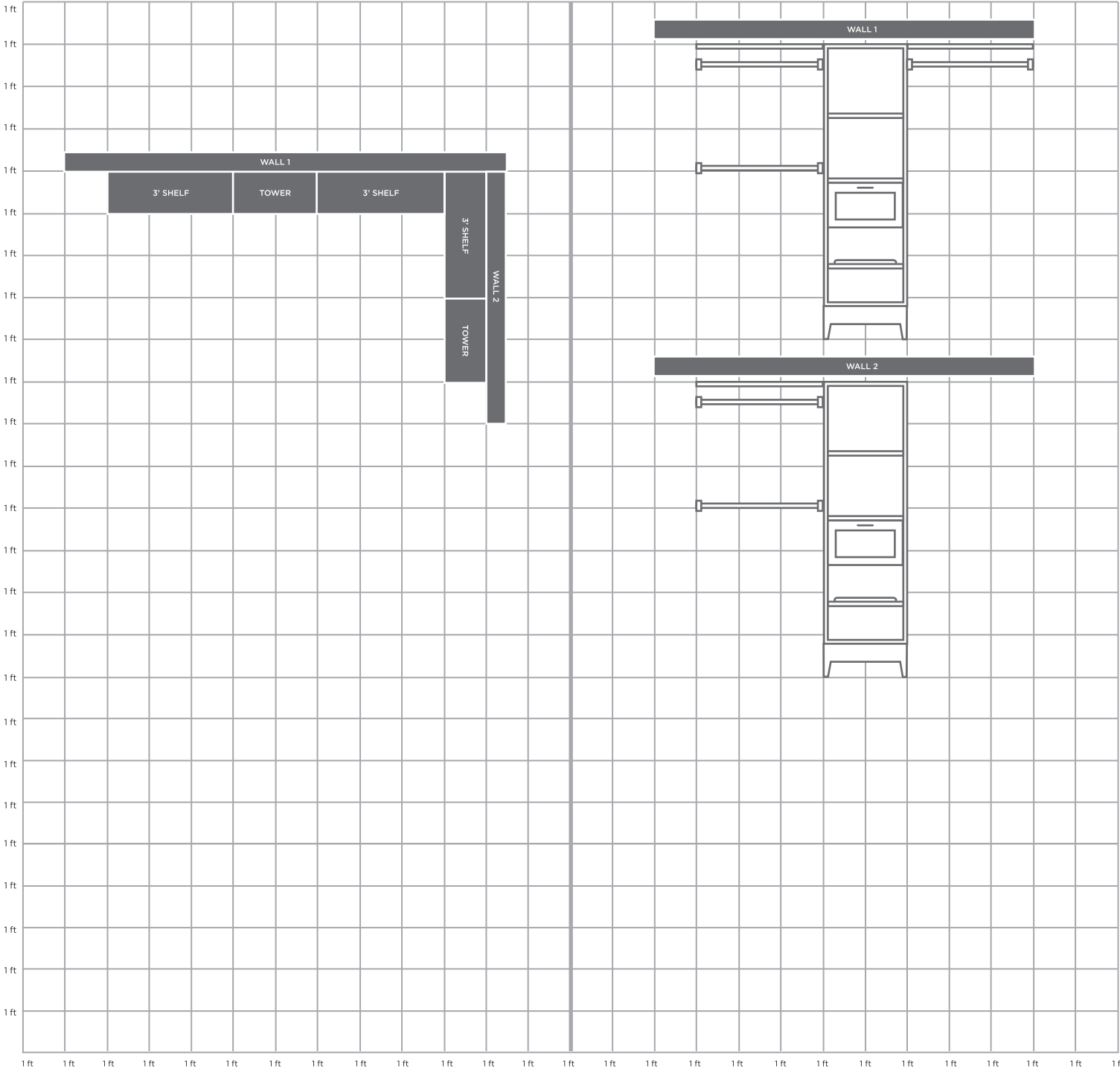
Qty	Qty	Qty	Qty	Qty
Shaker Style Drawer #1465198 - White #2735393 - Java	Raised Panel Drawer #2416437 - White #339220 - Java #339221 - Antique White	Satin Nickel Basket #339211	Shoe Grid #3750832 - White #2735347 - Java	Pedestal Base #1465195 - White #339216 - Java #339217 - Antique White

Design Tip: Connect additional drawers, shelves, or baskets per closet tower based on your storage needs.

PEDESTAL BASE FOR DECORATIVE PURPOSES ONLY. NOT INTENDED TO BE FREESTANDING

Overhead View

Walk-in View



24 x 76" Solid Tower
#5130290 - White
#5130289 - Java

24 x 76" Ventilated Tower
#2416435 - White
#339212 - Java



Bracket
#1465207 - Satin Nickel
#1465208 - Oil-Rubbed Bronze



16" Wood Bracket
#3750828 - White
#2735432 - Java



Pedestal Base
#1465195 - White
#339216 - Java

PEDESTAL BASE FOR DECORATIVE PURPOSES ONLY, NOT INTENDED TO BE FREESTANDING



3-5' Expandable Closet Rod
#339254



4' Solid Shelf
#1465202 - White
#1465201 - Java



4-6' Expandable Closet Rod
#972665



6' Solid Shelf
#2416438 - White
#2462454 - Java

A+R Hartford Helpful Tips

- Wood shelves can be cut to fit your space
- Ventilated wood closet towers are not compatible with pedestal base
- Straight and curved valance options are included in solid wood closet kits
- Rods are expandable and can be adjusted