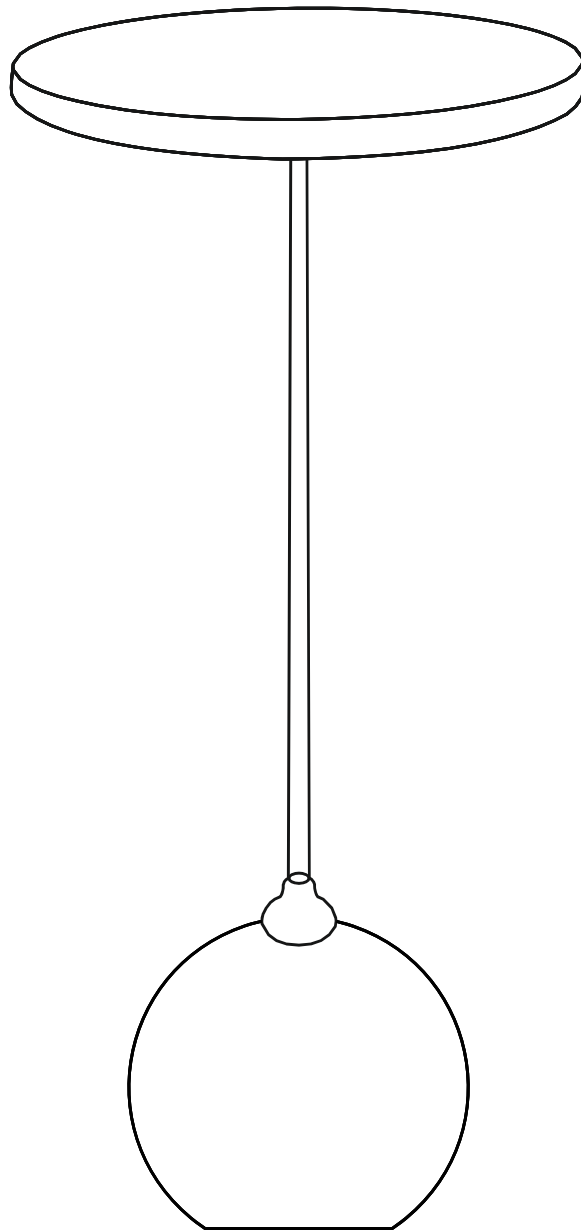


JONATHAN Y


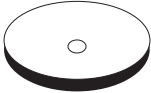


MODEL # END1005A

Product Dimension: 10"D x 10"W x 26"H



If there are any questions relating to defects, missing parts, assembly issues or replacements, please send a detailed email to cs@jonathany.com.

Part List And Hardware List


PIECE	DESCRIPTION	PICTURE	
A	TOP		1x
B	CANOPY		1x
C	CENTER PIPE		1x
D	BASE		1x

(A) Screw Pipe on Base, make sure you screw the Pipe to the Base with the Red tip marked End

(B) Top Side Down On Flat & Clean Surface And Place The Cap As Shown.

(C) Screw The Base To The Top - Slowly n Gently

(D) Turn The Table N Place On The Floor. Tighten the Top if required.



WARNING - DO NOT OVER TIGHTEN.
AS OVERTIGHTENING CAN CAUSES THREAD TO SLIP