



DUAL CORNER PLUS

60" x 60" Drop-In
Acrylic Whirlpool

Model Number

6060DPWR064

Right Hand Drain Whirlpool in White

6060DPWL064

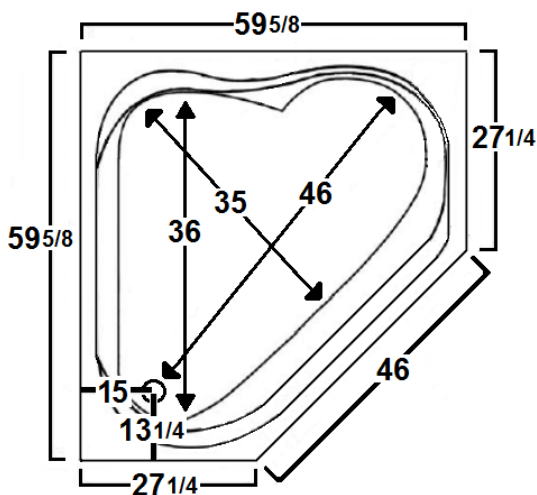
Left Hand Drain Whirlpool in White

Features

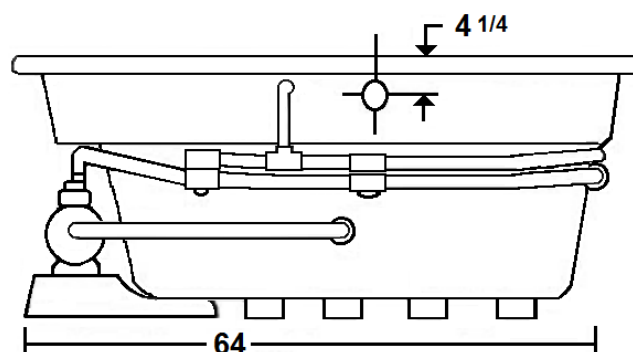
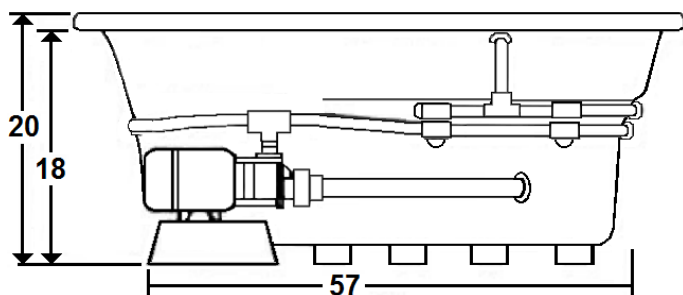
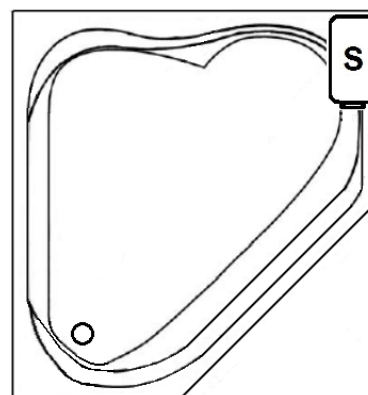
- Color-matched jet trim included
- 10 Self draining, adjustable hydrotherapy jets
- 3-Speed control for the 13 Amp pump
- Constructed of high-gloss durable acrylic
- Pre-leveled base for easy installation
- Made in the USA



Dimensions are +/- 1/2" and subject to change without notice
Confirm specifications before installation



Standard (S) Pump Location



Technical Information

- Weight: 170 lbs.
- Water Depth to Overflow: 13 3/4"
- Water Operating Level: 48 gal.
- Water Capacity: 78 gal.
- Sump Dimension: 46" x 35"

Electrical Requirements.

- Standard Pump: 13 Amps
- 20amp Dedicated GFCI required

*Cut-Out Dimensions: Use the outer dimensions shown above and come in 1" on all sides.