



*Meubles de Qualité à Prix Abordable  
Affordable Quality Home Furniture*

TABLE CONSOLE D'ENTRÉE D'APPOINT 36" L  
BLANC  
WHITE 36" L HALL CONSOLE ACCENT TABLE

**I 2451**

INSTRUCTIONS D'ASSEMBLAGE  
ASSEMBLY INSTRUCTIONS

MONARCH SPECIALTIES INC.

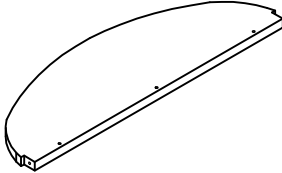
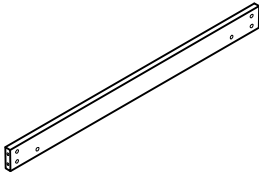
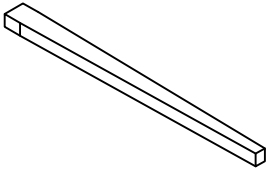
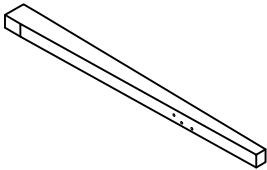
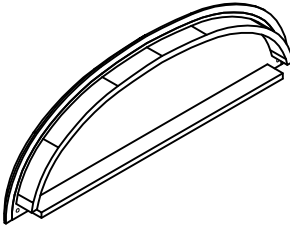
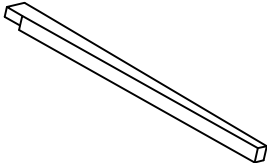


POUR DE L'ASSISTANCE OU POUR COMMANDER  
DES PIÈCES CONTACTEZ NOTRE DÉPARTEMENT  
DE SERVICE À LA CLIENTÈLE.















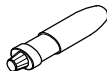
FOR ASSISTANCE OR TO ORDER PARTS  
CONTACT OUR CUSTOMER SERVICE DEPARTMENT

**[WWW.MONARCHSERVICE.COM](http://WWW.MONARCHSERVICE.COM)**

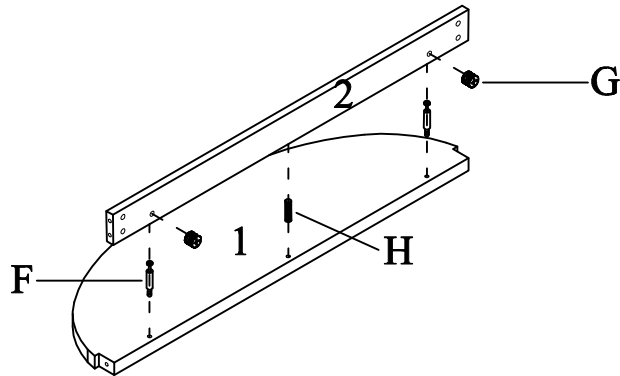
**IDENTIFICATION DES PIÈCES**  
**PARTS IDENTIFICATION**

1		PANNEAU DE TABLETTE SHELF PANEL	1MC/PC
2		BARRE TRANSVERSALE CROSSBAR	1MC/PC
3		PATTE ARRIÈRE GAUCHE REAR LEFT LEG	1MC/PC
4		PATTE ARRIÈRE DROITE REAR RIGHT LEG	1MC/PC
5		PANNEAU DU DESSUS TOP PANEL	1MC/PC
6		PATTE DEVANT FRONT LEG	2MCX/PCS

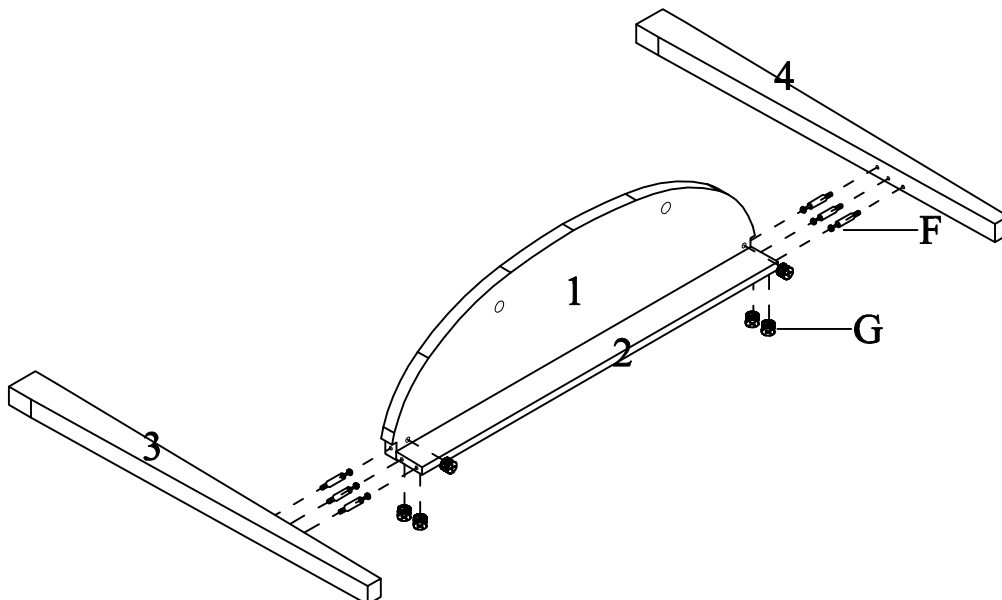
**IDENTIFICATION DES PIÈCES DE MONTAGE**  
**HARDWARE IDENTIFICATION**

A		M6×30mm	6MCX/PCS
B		M8×70mm	4MCX/PCS
C		M8	4MCX/PCS
D		M8	4MCX/PCS
E		Ø45mm	2MCX/PCS
F		L=29mm	8MCX/PCS
G		Ø15mm	8MCX/PCS
H		Ø8×25mm	1MC/PC
I		Ø16mm	4MCX/PCS
J		M13	1MC/PC
K		Ø4×25mm	1MC/PC
L		Ø5×40mm	1MC/PC
M		Ø8×40mm	1MC/PC
N		200×12mm	1MC/PC
O		COLLE/GLUE	1MC/PC

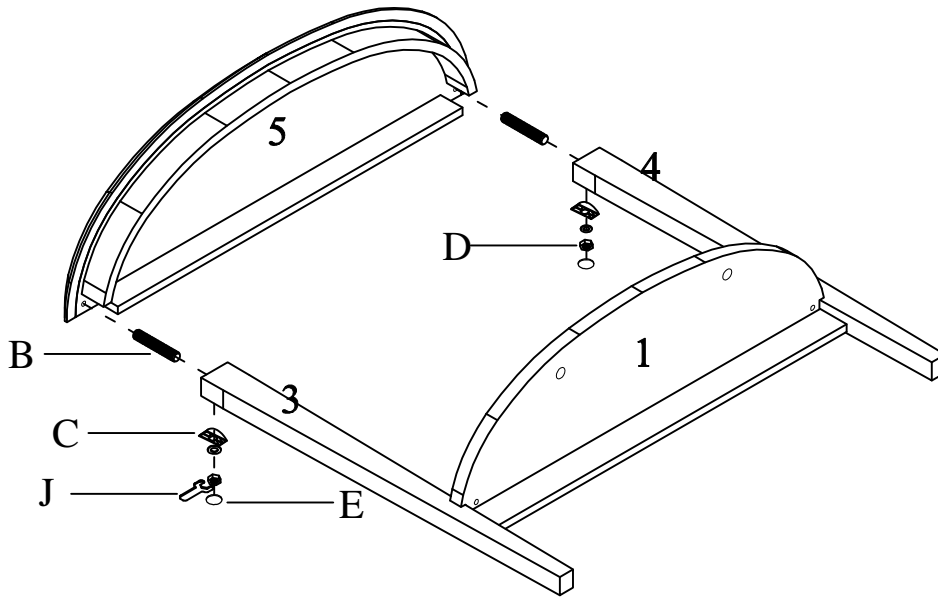
ÉTAPE / STEP 1



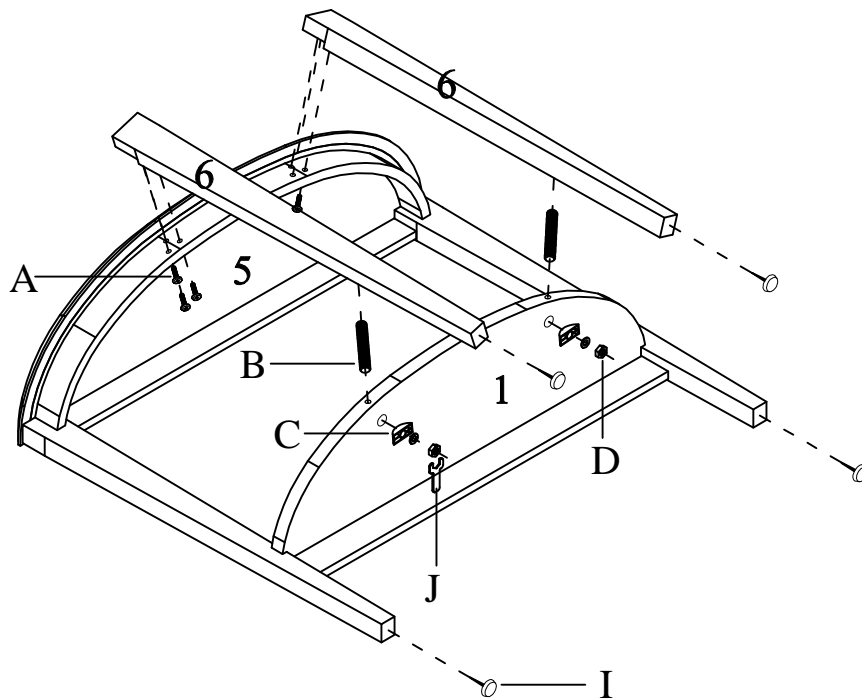
ÉTAPE / STEP 2



ÉTAPE / STEP 3



ÉTAPE / STEP 4



**ÉTAPE / STEP 5**

