

30" Double Wall Oven Left Swing Door

Benchmark® Series – Stainless Steel HBLP651LUC



BOSCH
Invented for life



HBLP651LUC
Stainless Steel

The Bosch wall oven features a SideOpening door for easier cavity access and a high-resolution TFT user interface

Features & Benefits

SideOpening door offers better ergonomic access to the oven cavity.

The color TFT control panel with SteelTouch™ buttons is easy to use.

A full-extension telescopic rack offers safe access to the oven cavity.

The wall oven is designed to be installed flush with cabinetry.

Bosch wall ovens are compatible with most competitors' cutouts.

General Properties

Cooking modes – upper cavity	Bake, Variable Broil (hi & low), Roast, Warm, Sabbath, Proof Dough, Convection Bake, Convection Broil, Convection Roast, Pizza, Multi Rack Genuine European Convection, Convection Conversion, AutoProbe, Fast Preheat, EcoChef, Speed Convection (Frozen Foods)
Cooking modes – lower cavity	Identical to Upper Cavity (Exception: Lower Cavity Does not Feature Temperature Probe and EcoChef)
Cleaning type – upper cavity	Self Clean
Cleaning type – lower cavity	Self Clean
Telescopic rack	1
Illumination type – upper / lower cavity	Halogen
Interior lights – upper cavity	2
Interior lights – lower cavity	2



Oven Performance

Bake / broil element wattages – upper cavity	2,400 / 3,800 W
Convection element wattages – upper cavity	2,000 W
Bake / broil element wattages – lower cavity	2,400 / 3,800 W
Convection element wattages – lower cavity	2,000 W

Technical Details

Watts (W)	9,125 W
Circuit breaker (A)	40 A
Volts (V)	240 / 208 V
Frequency (Hz)	60 Hz
Power cord length (in)	50"
Plug type	Fixed Connection, No Plug
Energy source	Electric

Dimensions & Weight

Overall appliance dimensions (HxWxD) (in)	52 1/16" x 29 3/4" x 24 1/2"
Required cutout size (HxWxD) (in)	49 3/4" – 51 1/2" x 28 1/2" x 23 1/2"
Oven cavity size – lower cavity (cu. ft.)	4.6
Overall oven interior dimensions (HxWxD) (in)	17 13/16" x 24 1/8" x 18"
Usable oven interior dimensions (HxWxD) (in)	12 5/16" x 23 1/4" x 15 1/4"
Net weight (lbs)	261 lbs

Accessories—Included

Upper Oven: 1 Telescopic and 2 Standard Oven Racks, Temperature Probe, Broiler Pan
Lower Oven: 3 Standard Oven Racks

Accessories—Optional



HEZTR301
30" Telescopic Rack

For help and assistance with Bosch accessories please visit: www.bosch-eshop.com/eshop/bosch/us or call 1-800-944-2904 Mon-Fri 5am to 6pm PST Sat 6am to 3pm PST

Notes: All height, width and depth dimensions are shown in inches. BSH reserves the absolute and unrestricted right to change product materials and specifications, at any time, without notice. Consult the product's installation instructions for final dimensional data and other details prior to making cutout. Applicable product warranty can be found in accompanying product literature or you may contact your account manager for further details.

Warranties: Bosch warrants that the Product is free from defects in materials and workmanship for a period of three hundred and sixty-five (365) days from the date of purchase. The foregoing timeline begins to run upon the date of purchase, and shall not be stalled, tolled, extended, or suspended, for any reason whatsoever. This Product is also warranted to be free from cosmetic defects in material and workmanship (such as scratches of stainless steel, paint/porcelain blemishes, chip, dents, or other damage) to the finish of the Product, for a period of thirty (30) days from the date of purchase or closing date for new construction. This cosmetic warranty excludes slight color variations due to inherent differences in painted and porcelain parts, as well as differences caused by kitchen lighting, product location, or other similar factors. This cosmetic warranty specifically excludes any display, floor, "As Is", or "B" stock appliances.

For more information on our entire line of products, go to www.bosch-home.com/us or call 1-800-944-2904

© BSH Home Appliances Corporation. All rights reserved. Bosch is a registered trademark of Robert Bosch GmbH.

30" Double Wall Oven Left Swing Door

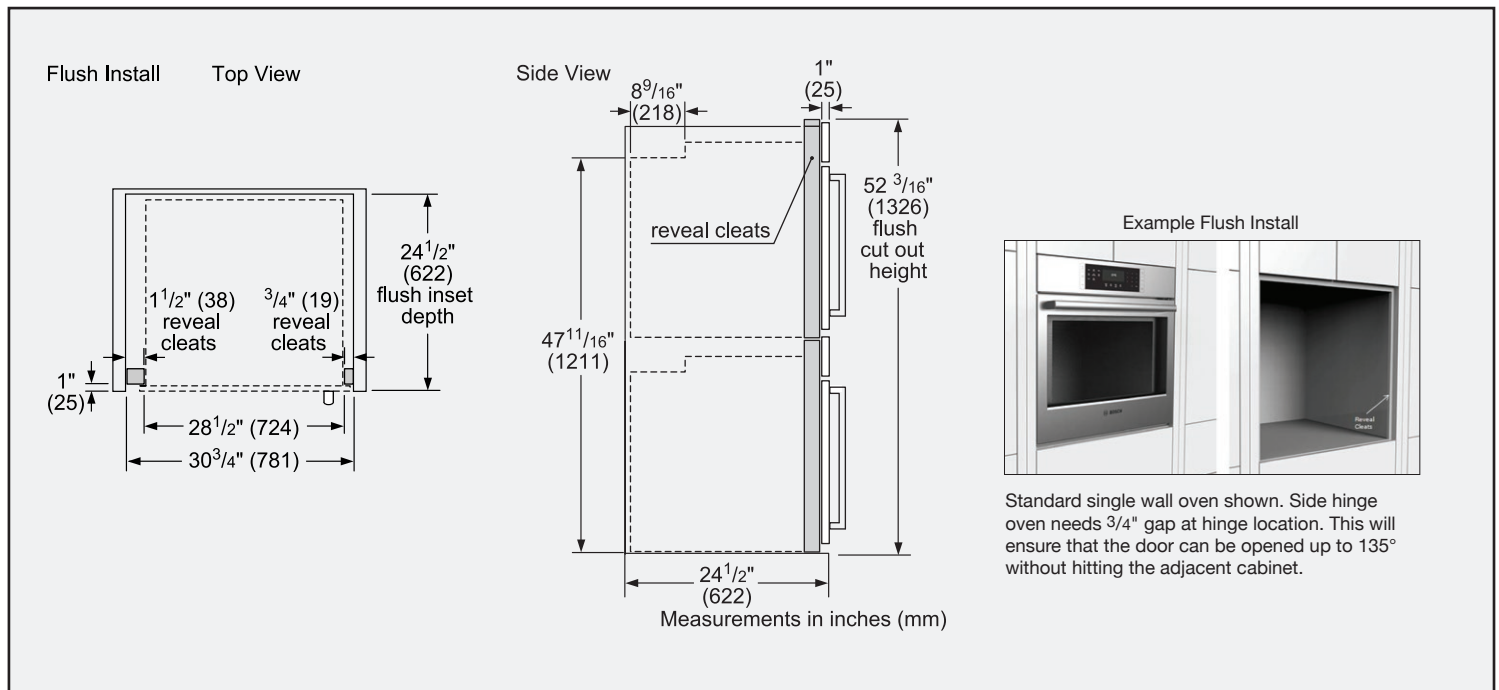
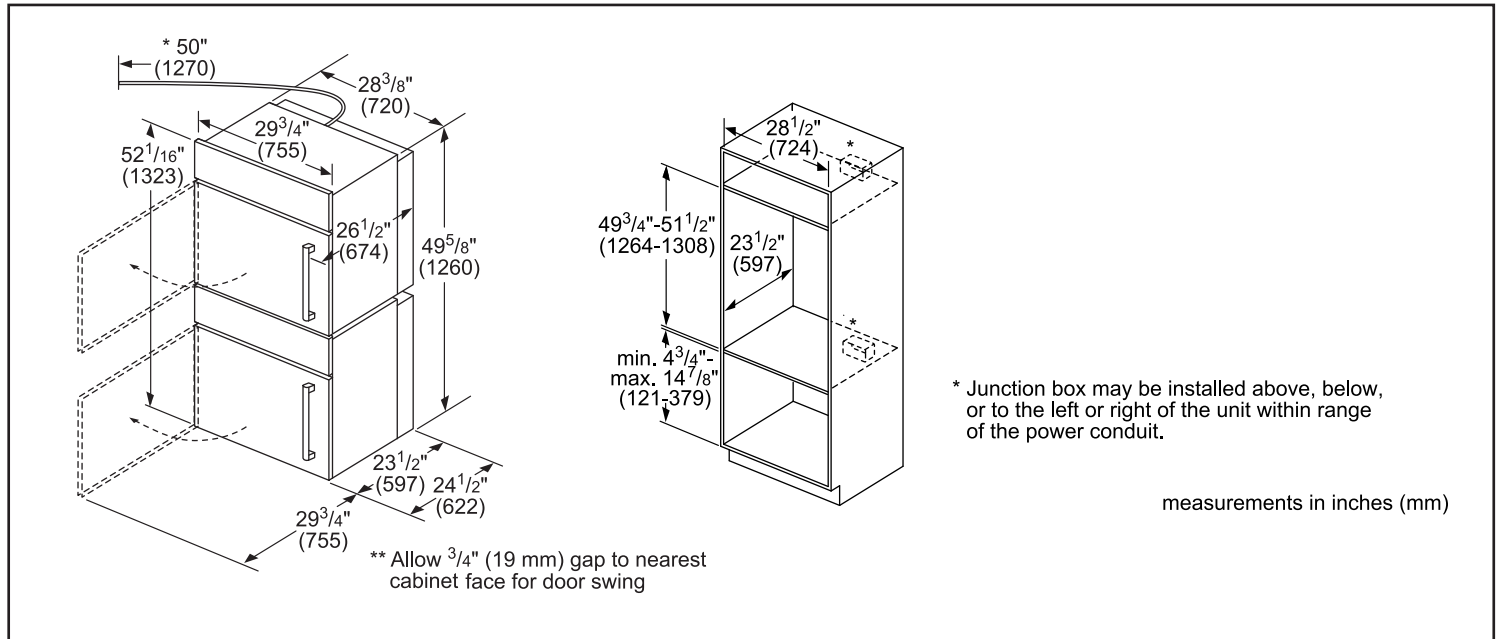
Benchmark® Series – Stainless Steel HBLP651LUC



BOSCH

Invented for life

Installation Details



For help and assistance with Bosch accessories please visit: www.bosch-eshop.com/eshop/bosch/us or call 1-800-944-2904 Mon-Fri 5am to 6pm PST Sat 6am to 3pm PST

Notes: All height, width and depth dimensions are shown in inches. BSH reserves the absolute and unrestricted right to change product materials and specifications, at any time, without notice. Consult the product's installation instructions for final dimensional data and other details prior to making cutout. Applicable product warranty can be found in accompanying product literature or you may contact your account manager for further details.

Warranties: Bosch warrants that the Product is free from defects in materials and workmanship for a period of three hundred and sixty-five (365) days from the date of purchase. The foregoing timeline begins to run upon the date of purchase, and shall not be stalled, tolled, extended, or suspended, for any reason whatsoever. This Product is also warranted to be free from cosmetic defects in material and workmanship (such as scratches of stainless steel, paint/porcelain blemishes, chip, dents, or other damage) to the finish of the Product, for a period of thirty (30) days from the date of purchase or closing date for new construction. This cosmetic warranty excludes slight color variations due to inherent differences in painted and porcelain parts, as well as differences caused by kitchen lighting, product location, or other similar factors. This cosmetic warranty specifically excludes any display, floor, "As Is", or "B" stock appliances.

For more information on our entire line of products, go to www.bosch-home.com/us or call 1-800-944-2904

© BSH Home Appliances Corporation. All rights reserved. Bosch is a registered trademark of Robert Bosch GmbH.

30" Double Wall Oven Left Swing Door

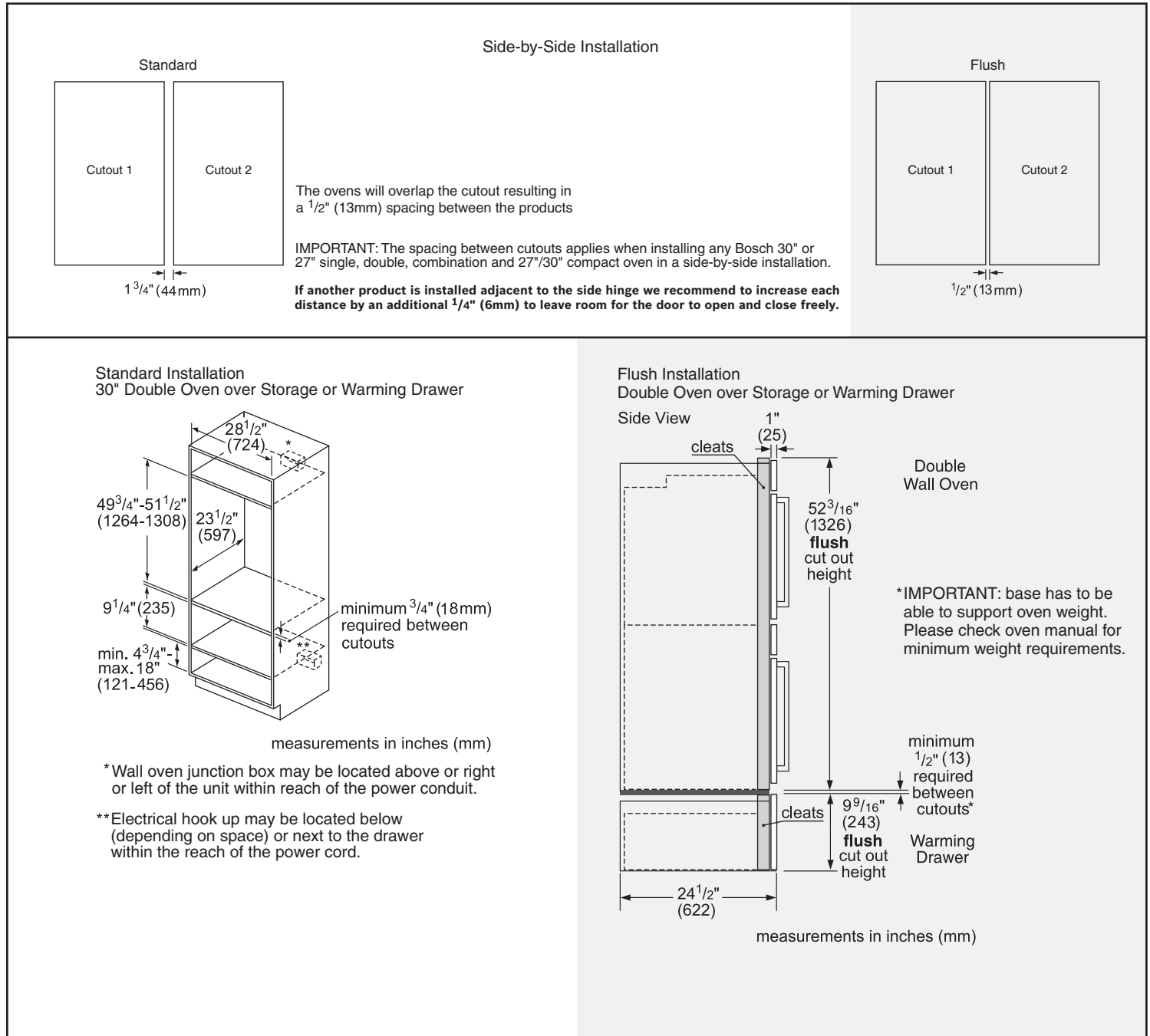
Benchmark® Series – Stainless Steel HBLP651LUC



BOSCH

Invented for life

Installation Details



For help and assistance with Bosch accessories please visit: www.bosch-eshop.com/eshop/bosch/us or call 1-800-944-2904 Mon-Fri 5am to 6pm PST Sat 6am to 3pm PST

Notes: All height, width and depth dimensions are shown in inches. BSH reserves the absolute and unrestricted right to change product materials and specifications, at any time, without notice. Consult the product's installation instructions for final dimensional data and other details prior to making cutout. Applicable product warranty can be found in accompanying product literature or you may contact your account manager for further details.

Warranties: Bosch warrants that the Product is free from defects in materials and workmanship for a period of three hundred and sixty-five (365) days from the date of purchase. The foregoing timeline begins to run upon the date of purchase, and shall not be stalled, tolled, extended, or suspended, for any reason whatsoever. This Product is also warranted to be free from cosmetic defects in material and workmanship (such as scratches of stainless steel, paint/porcelain blemishes, chip, dents, or other damage) to the finish of the Product, for a period of thirty (30) days from the date of purchase or closing date for new construction. This cosmetic warranty excludes slight color variations due to inherent differences in painted and porcelain parts, as well as differences caused by kitchen lighting, product location, or other similar factors. This cosmetic warranty specifically excludes any display, floor, "As Is", or "B" stock appliances.

For more information on our entire line of products, go to www.bosch-home.com/us or call 1-800-944-2904

© BSH Home Appliances Corporation. All rights reserved. Bosch is a registered trademark of Robert Bosch GmbH.