

Cooluli



INFINITY-15L
THERMOELECTRIC
**COOLER &
WARMER**

Instruction Manual

TABLE OF CONTENTS

Page 2

Product Specs & Features

Page 3

Warranty Information

Page 4

Characteristics, Applications, & What's in the Box

Page 5

Getting Started

Page 6

Optimizing Performance

Page 7-8

Frequently Asked Questions

Page 9

Basic Troubleshooting

Page 10

Customer Support

Page 11

Product Warnings

Cooluli®



INFINITY-15L COOLER & WARMER

FEATURES

Cools down to:
35°– 40°F (20°– 22°C)
below ambient temperature

Warms up to:
149°F (65°C) by
internal thermostat

Materials:
Aluminum, Plastic, &
Tempered Glass

Inner Dimensions:
(W x D x H)
8.1 x 8 x 12.75 in.
206 x 203 x 323.8 mm

Outer Dimensions:
(W x D x H)
10.5 x 13 x 14.75 in.
267 x 330 x 374.6 mm

Input/Energy Consumption:
AC 100–240V
DC 12V/5A
60w max

Weight:
10.7 lbs/4.85 kg

WARRANTY INFORMATION

1-YEAR LIMITED WARRANTY - REGISTER AT: www.cooluli.com/register

Read all the instructions before attempting to use this product.

This 1-year limited warranty applies to repair or replacement if product, at COOLULI's option, is found to be defective in material or workmanship.

1. This warranty only applies to personal, non-commercial use. This warranty is not applicable to any damage resulting from commercial, abusive, unreasonable use or supplemental damage. Defects that are the result of normal wear and tear will not be considered manufacturing defects under this warranty.

COOLULI IS NOT LIABLE FOR INCIDENTAL OR CONSEQUENTIAL DAMAGES OF ANY NATURE. ANY IMPLIED WARRANTY OF MERCHANTABILITY OR FITNESS FOR A PARTICULAR PURPOSE ON THIS PRODUCT IS LIMITED IN DURATION TO THE DURATION OF THIS WARRANTY.

2. This warranty does not cover damage resulting from any unauthorized attempts to repair or from any use not in accordance with the Instruction Manual.

3. This warranty applies only to the original purchaser of this product from the original date of purchase. This warranty applies only if the unit is purchased new from an authorized retailer and is non-transferable from the original purchaser of the item. Any warranties accompanied with this product is only valid in the country of purchase.

4. Unit is manufactured according to North American, EU/UK voltage specifications. The use of certified EU/UK plug adapters is acceptable, however, Cooluli assumes no liability for the quality or safety of third-party adapters.

5. Please read the Instruction Manual carefully before setting up or using this product. If you believe this product to be suffering from a manufacturing fault, or if you have inquiries about this product, please contact Customer Support:

COOLULI
ATTN: Customer Support
217 E. Highland Pkwy
Roselle, NJ 07203
Phone: (646) 787-1104
Email: info@cooluli.com

When contacting Customer Support, please have the information below along with the proof of purchase. All warranty requests must be accompanied by proof of purchase, which is a copy of the original receipt/invoice.

Model: _____

Date of purchase: _____

Purchased from: _____

Product Characteristics

- This thermoelectric cooler and warmer is a great way to keep food and drinks cool during the summer and warm during the winter. Perfect to use at home, in your office, or in your car. Wherever you are, you can always enjoy fresh food and drinks.
- Sleek and easily portable, it makes a stylish choice for any décor or setting.
- Shelves and container baskets are removable. To remove shelves: gently push shelves up and slide out. To remove container baskets: gently push up/slide and lift from slots.
- Included AC and DC plugs make it ideal for indoor and outdoor use. This thermoelectric cooler/warmer unit is ultra-durable, eco-friendly, and safe to use. Its semiconductor operation consumes minimal power and does not use compressors, cryogen, refrigerants, or Freons.

Applications

- At home, keep snacks and drinks at hand while enjoying your favorite shows and movies uninterrupted.
- Store on top of your office desk and use it as your own personal mini fridge.
- Great for picnics, camping and fishing trips when cold drinks and warm food are a necessity.
- Ideal for long road trips, and for commuters, and truck and taxi drivers who want to keep food and drinks fresh and close by.
- Perfect for parents who need to store breast milk at a desired temperature.
- Safely store medications that need to be kept at a specific temperature.

What's in the Box

INFINITY-15L



Fig. 1

AC POWER CORD

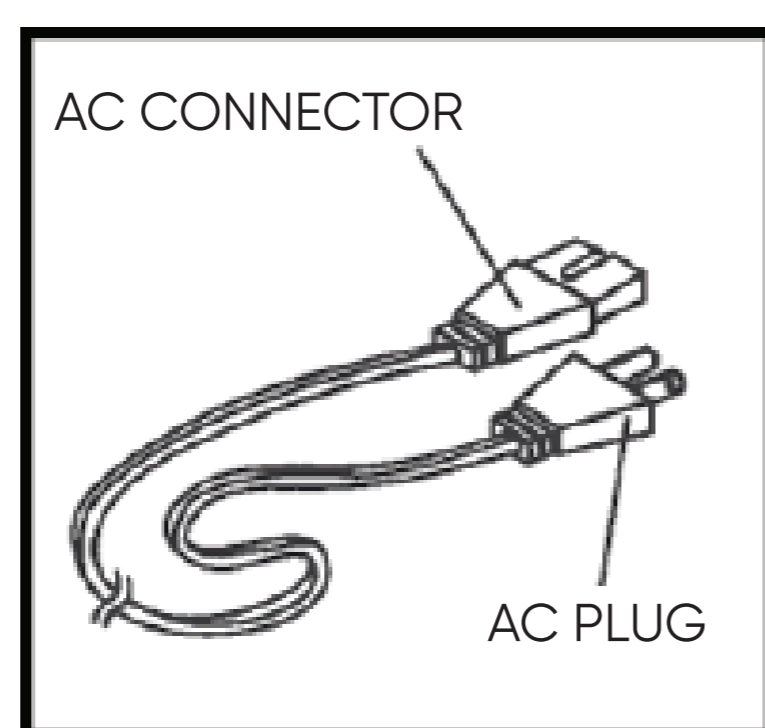


Fig. 2

DC POWER CORD

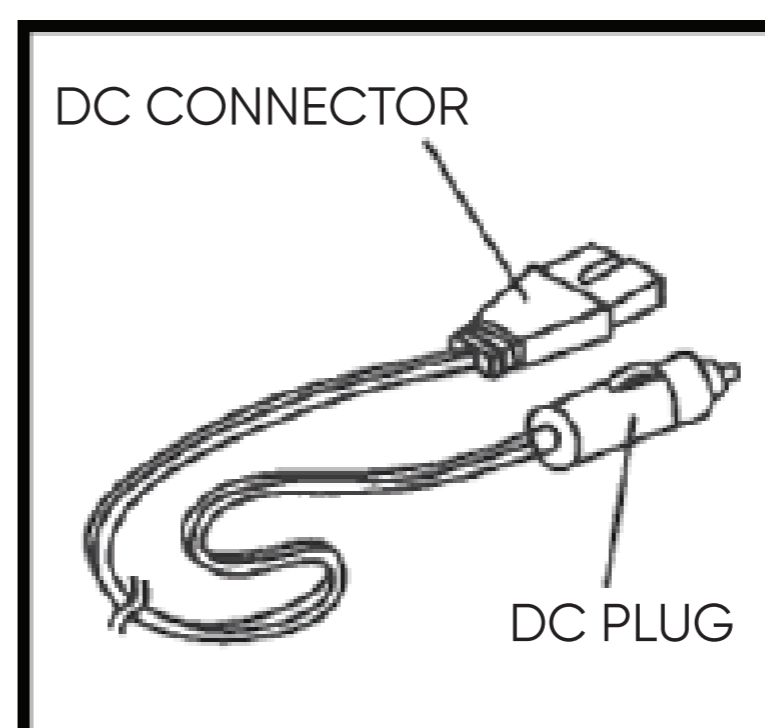


Fig. 3

INSTRUCTION MANUAL




Fig. 4

Getting Started

1. **Before plugging in the cooler/warmer unit:** make sure the switch on the back of the unit is set to the OFF setting.
2. **A minimum 2" vent clearance** is required for proper ventilation.
3. **Plugging in your unit:**

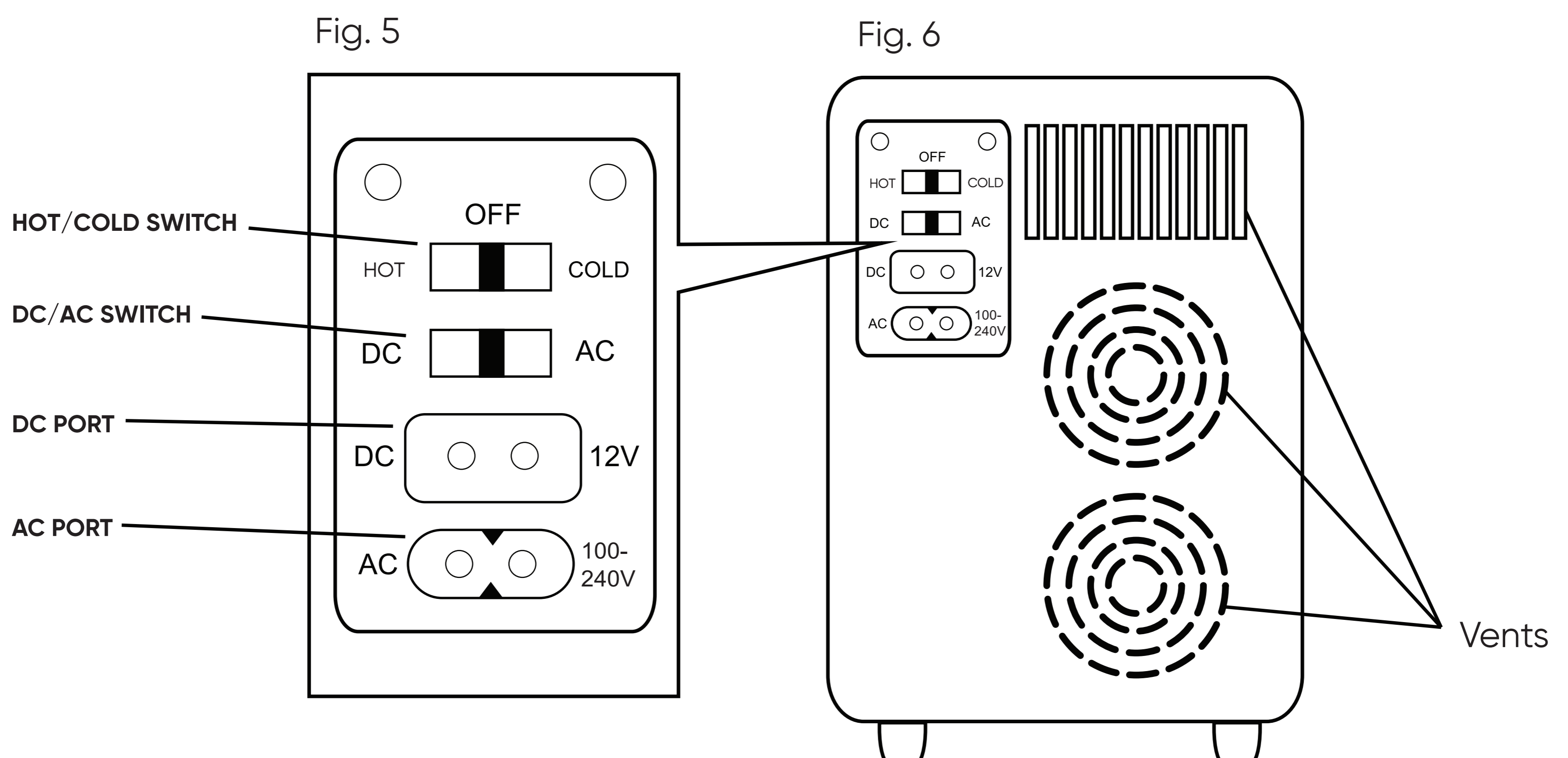
For home application: use the supplied AC power cord (see Fig. 2) by inserting AC connector into unit's AC port (see Fig. 5) and inserting AC plug into wall outlet. This unit works on 100-240V (in compliance with North American and EU/UK standards).

For motor vehicle application: Car engine MUST be turned on first before plugging in the cooler/warmer. This precaution prevents a power surge that can lead to the unit overheating and/or becoming a potential fire risk. Use the supplied DC power cord (see Fig. 3) and insert DC connector into unit's DC port (see Fig. 5) and the DC plug into the appropriate cigarette-lighter outlet.

4. **Turning on your unit:**

For Cooling: Set the power switch to the COLD setting. A green light will turn on to indicate that the unit is in cooling mode.

For Warming: Set the power switch to the HOT setting. A red light will turn on to indicate that the unit is in warming mode.



Optimizing Performance

- Pre-chilled food and drinks are recommended to put into this unit. If drinks are at room temperature it will take 2-3 hours to chill them.
- This thermoelectric cooler and warmer is not designed to heat cold food; this unit only preserves hot foods at a warm temperature. However, this unit does have the ability to heat some foods that are semi-cool if given a minimum of 2 hours.
- With proper use, this thermoelectric cooler and warmer unit can preserve the temperature of food, warm or cold, all day.
- NOTE: Ambient temperature refers to the temperature of the surrounding air. For example, if unit is used for cooling, and your immediate surroundings is 75°F, then the unit will keep contents cool anywhere between 35°– 40°F.

The Infinity-15L can fit 18 standard soda cans (12 fl. oz./355 ml) in the following configuration:

- Remove both container baskets on interior door
- Remove topmost interior shelf from unit by gently pushing the shelf up and sliding it out
- Refer to Fig. 7 and Fig. 8 for suggested can configuration

Fig. 7

Can placement: overhead,
interior view of top shelf


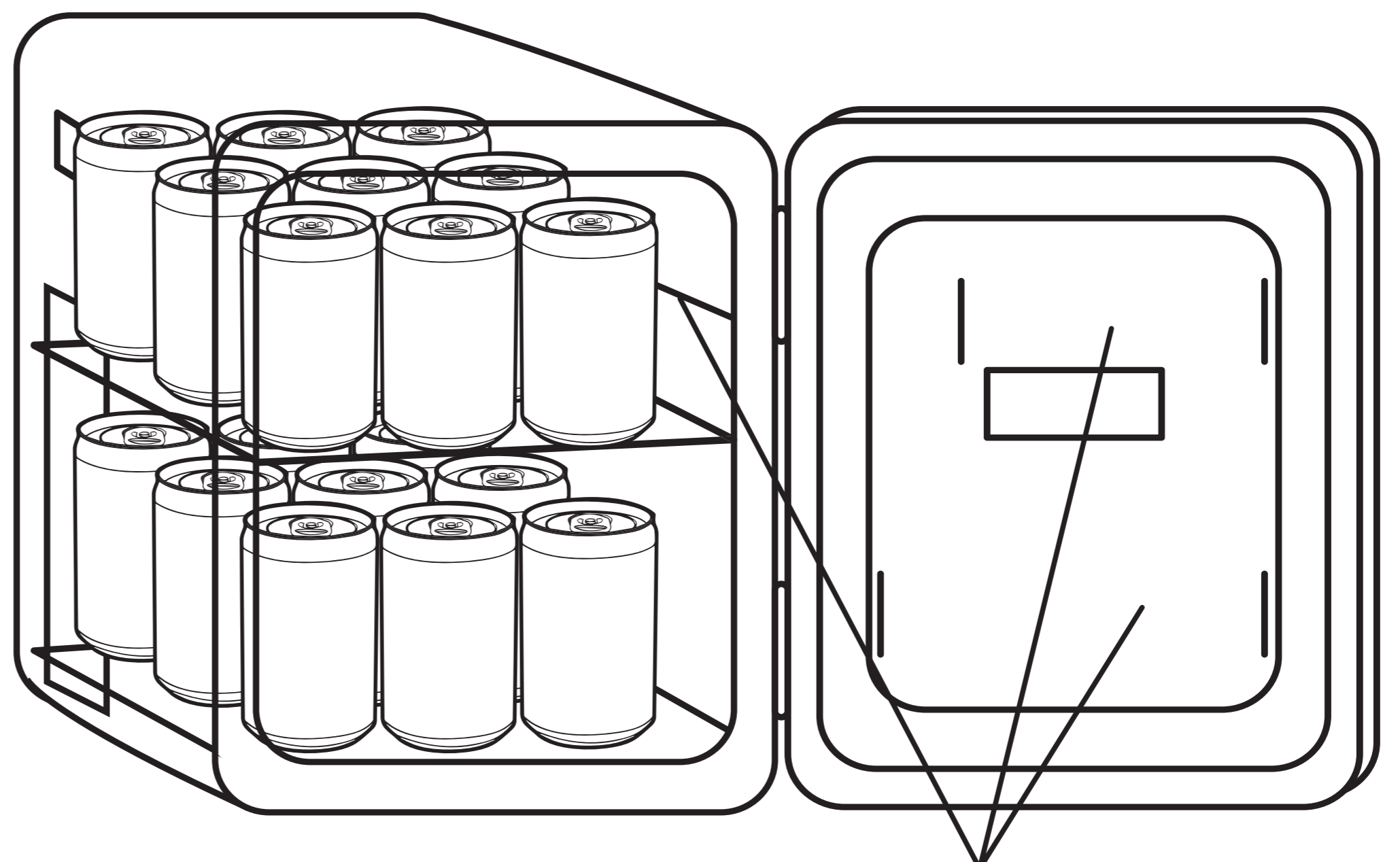


Fig. 8

Can placement: interior,
top and bottom shelf view



Shelf & baskets removed

Frequently Asked Questions

Can I keep breast milk in my Cooluli unit?

Yes! Many new parents use our units to store breast milk conveniently in nurseries or nearby bedrooms.

Can I store insulin in my Cooluli unit?

Yes, many of our customers use our units to store medications and other essentials.

Can my Infinity-15L keep things frozen?

The Infinity-15L should not be used as a freezer. Your Infinity-15L has the ability to keep things cool (or warm—depending which mode you choose). Frozen items will cool down to 35° to 40°F below ambient temperature. Therefore, if you put a frozen item inside your unit and your room is 70°F, that item will be kept at a temperature between 30°– 35°F.

What is the cooling temperature of the Infinity-15L?

The Infinity-15L can keep contents (food, drinks, snacks, medications, etc.) cool anywhere from 35° to 40°F below ambient temperature. Please refer to page 2 of this Instruction Manual for complete product specifications.

Can I adjust the thermostat on the Infinity-15L?

No, the Infinity-15L does not have a thermostat. ONLY units with a digital display (the Concord series and Venture series) have a thermostat that can be set.

Does the Infinity-15L have a lock?

The Infinity-15L does not have a lock but it does feature a tight-fitting, magnetic seal that secures and protects contents.

Are interior shelves removable?

Yes, the shelves and container baskets on the Infinity-15L unit are removable. To remove shelves, gently push up and slide out. To remove container baskets, gently push/slide baskets up and remove.

The back of my Infinity-15L feels warm. Is this normal?

Yes, this is normal. While in cooling mode, your Infinity-15L Thermoelectric Cooler/Warmer moves heat from inside the unit to the back of the unit (vent area). Make sure there is at least a 2-inch clearance for necessary air flow and circulation. If the back of your Infinity gets very hot, turn off the unit, and contact Customer Support.

I hear a slight whirring sound in the back of my Infinity-15L. Is this OK?

The fan makes a slight whirring sound in the Infinity-15L— this sound is normal. The Infinity-15L features exclusive EcoMax™ Technology—our unique cooling system that makes our thermoelectric units quiet, yet powerful and efficient. However, if you hear a very loud sound, turn off the unit, and contact Customer Support.

Can I leave my Infinity-15L plugged in every day, 24 hours per day?

Yes, you can leave your Cooluli unit plugged into an AC outlet in your home or office. For your car, see the next question/answer below.

If I plug my cooler/warmer unit into my car does the car engine need to be on for the unit to stay on?

For car or motor vehicle use, we recommend unplugging your cooler/warmer unit when the car engine is off. Do not have the unit plugged in unless the engine is running.

Can I use my Infinity-15L in a 220V outlet?

The Infinity-15L works in 100-240V, in compliance with North American and EU/UK standards. While the use of certified EU/UK plug adapters is acceptable, Cooluli assumes no liability for the quality or safety of third-party adapters.

Can I use a power bank (portable charger) with my Infinity-15L?

No, a power bank cannot be used with the Infinity-15L.

How much energy does the Infinity-15L consume?

Refer to page 2 of this Instruction Manual for spec details and information.

Does my Infinity-15L come with a warranty?

Yes, the Infinity-15L model comes with a standard 1-year limited warranty. Please refer to page 3 of this Instruction Manual or go to info@cooluli.com for more information.

How can I get a replacement cord?

Cooluli replacement cords are available on Amazon and on our website, Cooluli.com.

Where are Cooluli coolers/warmers made?

Cooluli is an American company based in Brooklyn, NY and our products are custom-manufactured in China.

BASIC TROUBLESHOOTING

The most common issues experienced by Cooluli users are caused by voltage incompatibility. The following issues give an overview of possible errors and instructions of how to check the unit.

Concern	Possible Reason	Check
Blinking green light in the back of unit.	Unit fan not rotating.	Contact Customer Support for assistance. Consult this Instruction Manual or go to support@cooluli.com for contact information.
Fan making a loud noise.	Check for fan obstruction or failure.	Check the back to see if there is at least a 2-inch clearance around fan and vents. If issue persists, contact Customer Support.
Unit doesn't cool contents as advertised.	Most Cooluli units cool contents down anywhere from 35° to 40°F below ambient temperature.	Consult your unit's specific cooling information found in this Instruction Manual. If cooling temperature is significantly less than what is listed for your unit, contact Customer Support.
Unit not cooling and lights off in back. Unit stopped working	Main power source failure.	Check outlets first. <u>If unit not turning on in your home/office:</u> Try plugging the unit into your car using the included DC power cord. <u>If unit not turning on in your car/motor vehicle:</u> Try plugging the unit into a 100-240 volt outlet in your home/office using the included AC power cord. If issue persists, contact Customer Support.
Ice is building inside the unit, around the center screws in the back. Water collecting at bottom of unit. Water drip or leakage.	Check that the door is clean and free from obstruction and is closed securely. Water condensation. It is normal for thermoelectric units, while in cooling mode, to produce water droplets that may freeze in the back and then melt. Water condensation is normal in thermoelectric units. Check if water accumulation is due to condensation.	While the unit is off and at room temperature, take a soft cloth and gently wipe down the inside of your unit to remove any moisture that may accumulate. This is recommended once or twice a week. If issue persists, contact Customer Support for further assistance.

**For further assistance please contact
Cooluli Support:**

COOLULI

ATTN: Customer Support

217 E. Highland Pkwy

Roselle, NJ 07203

Phone: (646) 787-1104

Email: info@cooluli.com

WARNING

PLEASE READ THESE DIRECTIONS CAREFULLY BEFORE USING THIS COOLER/WARMER UNIT TO ENSURE PROPER OPERATION. IMPROPER USE, INSTALLATION, ADJUSTMENT, ALTERATION, SERVICE, OR MAINTENANCE CAN CAUSE INJURY OR PROPERTY DAMAGE.

1. To ensure optimal performance, keep the cooler/warmer unit's fans clear of dirt and debris. Stuck fans will overheat the unit and can pose a potential fire hazard.
2. Do not place any cloth or paper products on the unit.
3. When plugging in the unit, ensure that the power cord is inserted tightly into the socket. A loose socket can cause damage or fire.
4. When using the unit in a car/vehicle with the DC power cord, the vehicle's engine must be turned on first. When the engine is running, the unit can then be plugged into the vehicle's adapter. This prevents a power surge and potential property damage, injury, and/or fire.
5. Keep the unit away from flammable items and running water to prevent damage, injury, and/or fire.
6. DO NOT attempt to open, break, or refit the appliance.
7. This unit works in 100-240V (in compliance with North American and EU/UK standards).
8. To switch temperature control, the unit must be turned to the OFF setting for 30 minutes before shifting the unit from COLD to HOT.
9. DO NOT submerge or rinse under running water.
10. When packing the unit, do not place upside-down.
11. Avoid dropping or banging the unit.
12. DO NOT leave the appliance in the rain.
13. Adult use and supervision only. This is not a toy. Children should not play with this cooler and warmer unit. For people with reduced physical, sensory, and/or mental capabilities, use precaution and follow all instructions when operating this unit to ensure safety.
14. Always keep ventilation openings clear of obstruction.
15. DO NOT use other electrical appliances inside the food storage compartments of the appliance.
16. If the power cords supplied with the cooler and warmer unit are damaged in any way—DO NOT attempt to repair it; damaged power cords must be replaced by the manufacturer.

Cooluli®


www.cooluli.com

Distributed by Cooluli®
New York, NY 10950
Made in PRC
Cooluli™ is a trademark of
LISSE USA LLC
(718) 834-5312
Copyright ©2018 all rights reserved