

RES30551 | RES30552

30" Slide-in Electric Range

FOTILE

A BREATH OF FRESH ENGINEERING®



Main Features

FreshBake™ Technology

Exclusive PCF Filter – Patented technology that captures and breaks down PM and VOCs from cooking, reducing 90% of odors and minimizing emissions for a cleaner kitchen.

(Only RES30552 supports FreshBake™)

QuadraShield™ Four-Layer Door

Two Low-E glass layers reflect heat back into the oven, enhancing efficiency and keeping the door surface at a safe 109.4°F (43°C) to prevent burns.

SynCook™ Technology*

Seamlessly pair with select FOTILE range hood* for convenient operation, activating the range hood when the cooktop or oven is turned on.

9 Baking Modes

Whether it's a **16-inch pizza**, a **30-pound Thanksgiving turkey**, or oil-free air frying, the range's precise temperature control and versatile baking modes ensure perfect results every time.

High Power 5 Burners for Multiple Sizes

With up to 3600W stir-fry power, the 5 German EGO burners and SCHOTT® CERAN glass surface support **6/10/12-inch burner sizes**, ensuring safe and efficient cooking.

(RES30551 has a largest cooktop of 10-inch)

Easy-to-Clean Design

The smooth glass cooktop wipes clean effortlessly, **removable knobs** are dishwasher-safe, and **steam self-cleaning** needs only a cup of water.



*This feature is available with any FOTILE range hood that features SynCook™ Technology.

RES30551 | RES30552

30" Slide-in Electric Range

FOTILE
A BREATH OF FRESH ENGINEERING®

Specifications



RES30552



RES30551

Style and Design

FreshBake™	Yes	No
SynCook™ *	Yes	Yes
QuadraShield™ Door	4 Layers Door with 2 Layers of Low-E Glass	
Cooktop Surface Material	SCHOTT® CERAN Glass	
Safety Lock	Oven & Cooktop All-Lock	
Illuminated Knobs	Yes	No
Residual Heat Indicator	SafeGlow™ LED Strip	Red Dot Light

Performance and Features

Burner Numbers	5	
L-Front (Dual-ring)	10in/6in 3.0kW/1.8kW	
R-Front (RES30552 Dual-ring RES30551 Tri-ring)	12in/10in/6in 3.6kW/2.4kW/1.2kW	10in/6in 3.0kW/1.8kW
L-Rear & R-Rear (Single-ring)	6in 1.2kW	6in 1.2kW
Middle (Keep Warm)	6in 100W	
Oven Capacity	5.7 cu ft	5.7 cu ft
Oven Function	Bake, Conv.Bake, Broil Hi/Lo, Conv.Broil, Conv.Roast, Air Fry, Proof, Warm, Quick Preheat, Sabbath Mode	
Storage Drawer	Toe-kick Drawer 0.7 cu ft	Pull Drawer 0.7 cu ft

Power Supply

Voltage Frequency	208V/240V 60Hz (Split/Single Phase 3-Wire)†	
Current	40A	
Max. Working Power	13.6 kW at 240V	13.0 kW at 240V
	10.2 kW at 208V	9.8 kW at 208V

Warranty Summary

Labor	1 year
Parts	3 years (Limited)

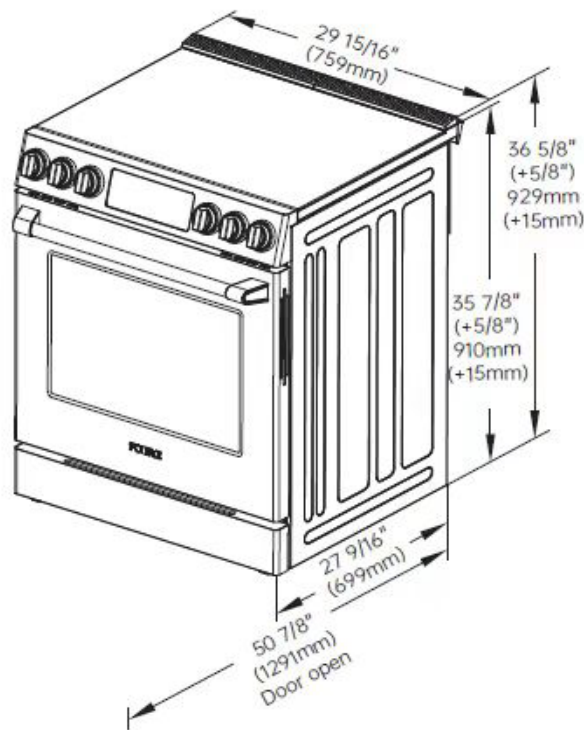
*This feature is available with any FOTILE range hood that features SynCook™ Technology

†The electrician will help determine whether to use a 3-wire or 4-wire conduit connection based on the actual kitchen setup. Leave 2 to 3 feet of wire for easy installation and maintenance.




RES30551 | RES30552

30" Slide-in Electric Range

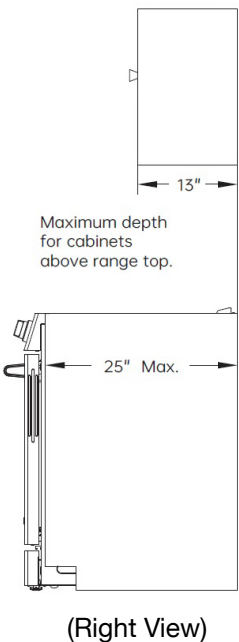
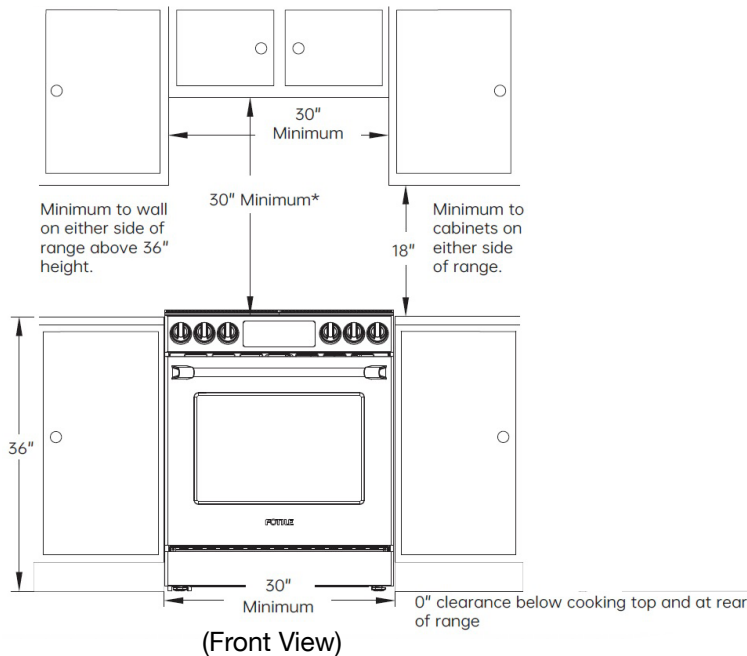
Product Dimensions



Product Dimensions / Weight	
Overall Width	29 15/16"
Overall Height	35 7/8"
Dist. From Wall (Door Close)	30 3/16"
Dist. From Wall (Door Open)	50 7/8"
Net Weight	221.8 lbs.
Gross Weight	244.3 lbs.

Accessories (Included)	
	1 Glide
	Rack 2(RES30552) 1(RES30551)
	Air Fry Tray

Installation Dimensions



The drawings on this page are schematic diagrams and may not in scale. Refer to the specified digits shown for accurate lengths.

Accessories: To purchase FOTILE accessories and parts, please visit us at us.fotileglobal.com or call 1(888) 315-0366.

Notes: All height, width, and depth dimensions are shown in inches. Information is subject to change. Please refer to the FOTILE website for the most up-to-date information.

Warranties: Please see the user manual or FOTILE website for the statement of limited warranty.

For more information on our entire line of products: visit us.fotileglobal.com or call 1(888) 315-0366.

©2025 FOTILE America LLC. All rights reserved. FOTILE is a registered trademark of FOTILE Group.