

SINGLE HANDLE WALL MOUNT POT FILLER


Description

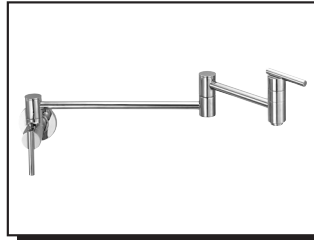
- Add cold water to pots on the stove
- 22" articulated spout folds out of the way when not in use
- Ceramic disc shut off and over pot valves
- Install on 1/2" IPS male piping

Flow & Valving

- See Chart

Standards

- ASME A112.18.1
- CSA B125
- NSF 61-9
- Listed IAPMO/UPC
- Energy policy act of 1992
- ADA Accessibility Guidelines for Buildings and Facilities - 4.27.4 Controls and Mechanisms 

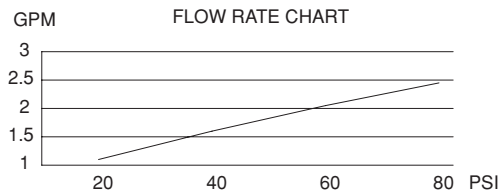


D205358
PARMA™



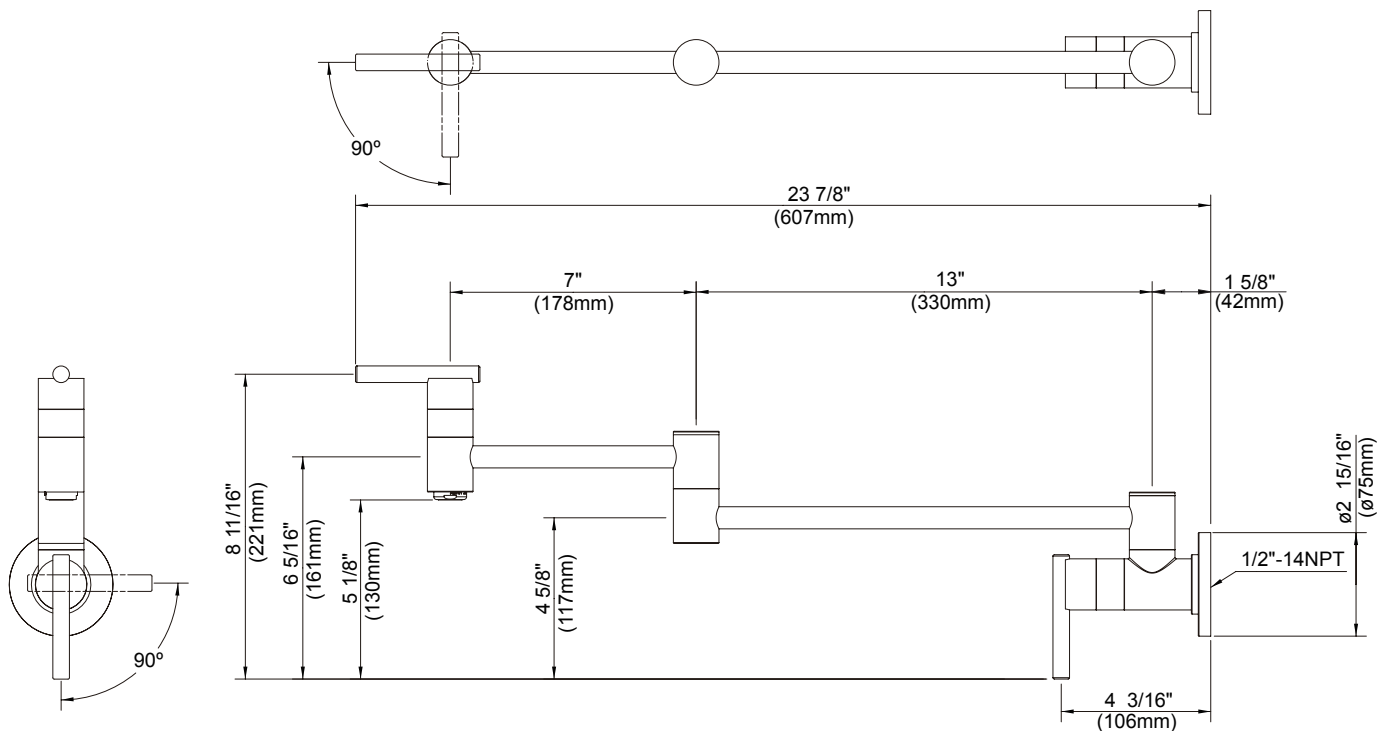
Available Colors & Finish

- Chrome
- Stainless Steel (SS)



Warranty

Danze products are covered by a manufacturer's limited "lifetime" warranty for manufacturing defects.



Specific Features: _____ Submitted Model No.: _____

SD205358/04-07.02