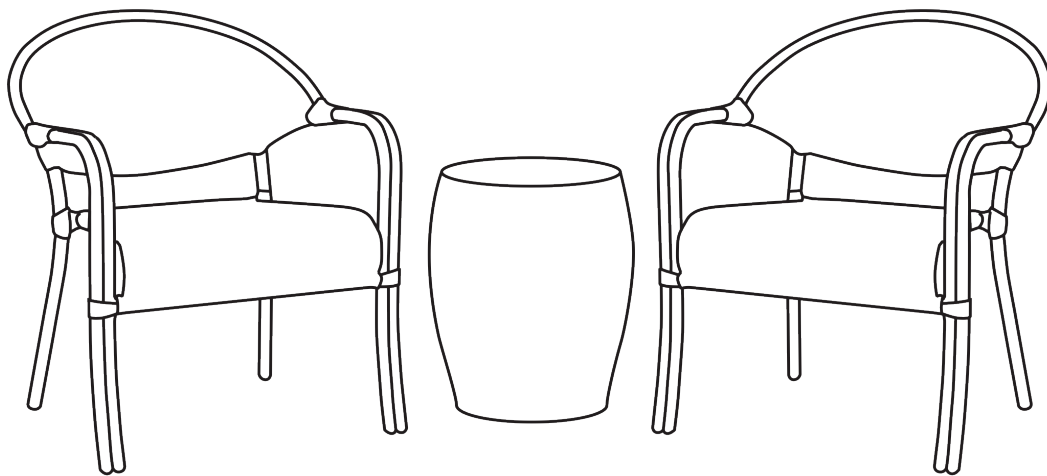




Item # 609627/555621

MONTICELLO BISTRO ASSEMBLY INSTRUCTIONS



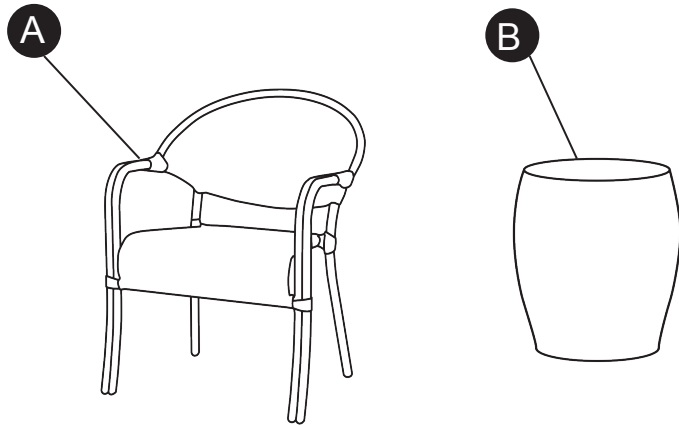
ATTACH YOUR RECEIPT HERE

Order Number _____ Purchase Date _____



Questions, problems, missing parts? Before returning to your retailer, email our customer service department directly at HELLO@LEISUREMADE.COM or call us at (888) 682-3012 8am-4pm EST, Monday-Friday.


PACKAGE CONTENTS



PART	DESCRIPTION	QTY
A	Chair	2
B	Side Table	1

SAFETY INFORMATION

Please read and understand this entire manual before attempting to assemble, operate or install the product.

 **CAUTION:** Assemble on a soft, non-abrasive surface.

PREPARATION

Before beginning assembly of product, make sure all parts are present. Compare parts with the package contents list and hardware contents list. If any part is missing or damaged, do not attempt to assemble the product.

If you find a missing or damaged part, please look through all pieces to make sure nothing else is missing or damaged. Compile a comprehensive list and give us a call. We will send out all parts in a single shipment. Ensuring you have all missing parts identified at the time you call will ensure a faster delivery to complete your beautiful patio furniture.

Please call us directly, not your retailer. As the manufacturer we can walk you through any issues you may have. We are here to help: (888) 682-3012