



Bardon™

Wall-hung rear-spud touchless urinal, 0.5 gpf
K-32590

Features

- Washout urinal
- 1/2" (13 mm) rear spud
- 0.5 gpf (1.9 lpf)
- Delivers dependable water-saving performance and added hygiene
- Patented back wall geometry and extended rim limit splash-back for a cleaner user experience
- Battery-operated touchless electronic flush valve powered by four AA alkaline batteries (included)
- Includes tank cover and tank cover locks
- This product can help a building earn Water Efficiency points in LEED® Green Building Rating System

Material

- Vitreous china

Installation

- Wall-hung



ADA **CSA B651** **OBC**

Codes/Standards




ASME A112.19.2/CSA B45.1
DOE - Energy Policy Act 1992
EPA WaterSense®
ADA
ICC/ANSI A117.1
CSA B651
OBC

KOHLER® One-Year Limited Warranty

See website for detailed warranty information.

Available Colors/Finishes

Color tiles intended for reference only.

Color	Code	Description
	0	White
	96	Biscuit
	7	Black Black™

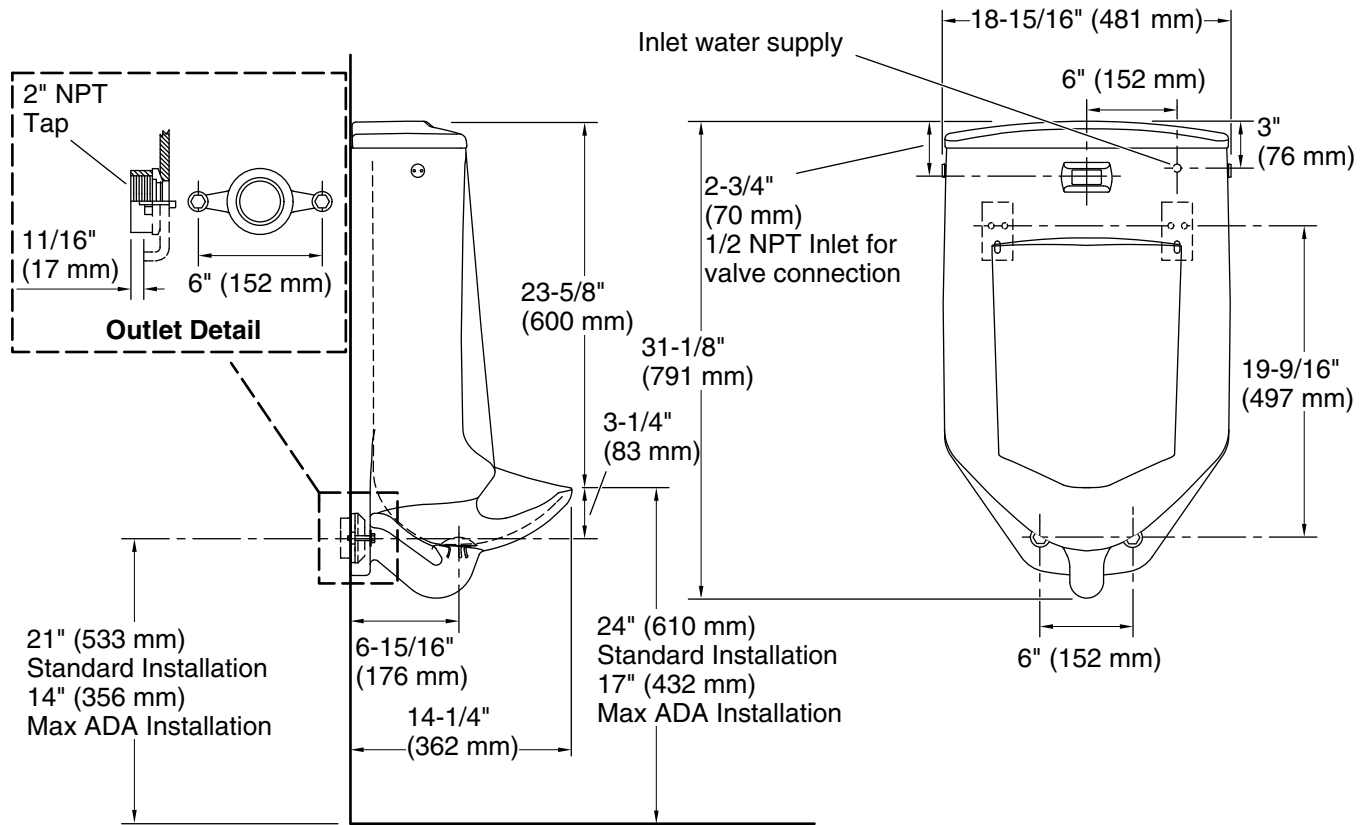
1-800-4KOHLER (1-800-456-4537)

Kohler Co. reserves the right to make revisions without notice to product specifications.

For the most current Specification Sheet, go to www.kohler.com USA or www.kohler.ca Canada

10-29-2025 20:22 - US

THE BOLD LOOK
OF **KOHLER**®



Technical Information

All product dimensions are nominal.

Min. Water per Flush: 0.5 gpf (1 lpf)

Max. Water per Flush: 0.5 gpf (1 lpf)

Designed for the above water use when installed with a water-saving flushometer.

Notes

Install this product according to the installation guide.

Refer to manufacturer's instructions and local codes for flushometer requirements.

Product dimensions are nominal and may vary per ASME A112.19.2 tolerances.

ADA, OBC, CSA B651 compliant when installed to the specific requirements of these regulations.