

User's Manual

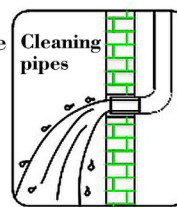


INSTALLATION INSTRUCTIONS

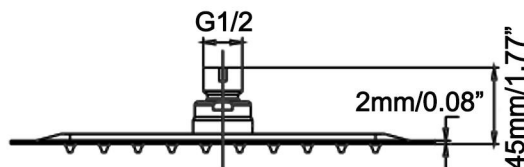
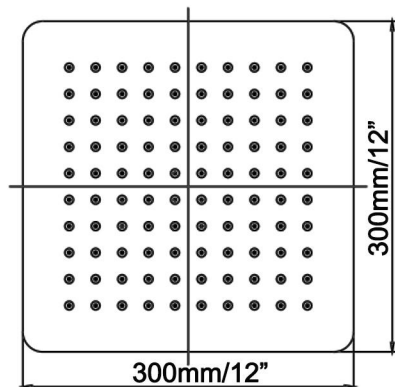
This product has been inspected and debugged by the factory to the best condition. Please do not disassemble and assemble it yourself.



Before installing the faucet, please be sure to remove sundries and sludge from the water pipe to prevent sundries from blocking the faucet.



► Installation Dimension




300x300X2mm
12" Stainless steel shower head



► Product Features

1. Size 12 Inch Rain Shower Head with soft silicone nozzle, easy to clean.
2. Air-in technology offers consistent powerful rain shower, it simulates the natural rain and saves up at least 30% water.



CLEANING CARE

In order to keep the appearance of faucet clean, bright and good performance, please take care of the faucet as follows;

1. Rinse with water only and dry with soft cotton cloth;
2. Use mild liquid and colorless glass cleaner to remove surface dirt and scale film, or use polish without abrasive effect;
3. Do not use abrasive detergent, polish, emery cloth, paper towel or scraper, etc.;
4. Do not use acid cleaner, or cleaner and soap with insoluble gran etc.;
5. In the process of use, mud may accumulate in the bubbler and make the water flow slow, The bubbler can be unscrewed, rinsed with water, and then installed back in place.



