


- Laboratory Tested for Accuracy!
- Contains 1 Microwave Leakage Detector

SLAMMING THE OVEN DOOR
DIRT OR FOOD PARTICLES
BASIC WEAR AND TEAR

Microwave Leakage
is caused by:

PROTECT YOUR FAMILY!

- Safe and Easy to Use
- Reliable Results Instantly!
- Detects Dangerous Microwave Radiation Leakage



DO IT YOURSELF TEST KIT

MICROWAVE OVEN LEAKAGE DETECTOR

The DETECTOR™



Made in USA

Rated # 1

"Home Safety Test Kits"



PROFESSIONAL

MICROWAVE OVEN LEAKAGE DETECTOR

WHAT IS MICROWAVE RADIATION?

Microwave radiation is the energy that causes the water molecules in food to vibrate rapidly. It is this rapid vibration that produces heat which, in turn, cooks the food. However, it can also penetrate through living tissue which is why exposure to microwave radiation is harmful to your health. Microwave radiation is difficult to detect because it is both invisible and odorless. When a microwave oven is turned on, microwave radiation is present. Microwave radiation disappears once you turn the oven off, but until then, you may be exposing yourself and your family to dangerous levels of radiation.

WHAT CAUSES MICROWAVE OVENS TO LEAK?

Slamming the oven door, dirt or food particles caught in the door seals and hinges, or basic wear and tear all cause the oven door to slightly separate from the oven enclosure. Once this happens, invisible, but highly dangerous microwave radiation leaks through the small space and this can cause irreversible damage and injury to you and your family.

FACT: An independent survey conducted among the Professional Service Associates, a group of microwave repair servicemen, indicated that over 56% of microwave ovens two years or older leaked levels of radiation 10% higher than the safety standards set by the FDA. More often than not, a simple adjustment was all that was needed to stop the leakage.

WHAT CAN MICROWAVE RADIATION DO TO YOU?

The FDA has established microwave radiation exposure levels greater than 5mw/cm2 to be dangerous. Independent studies have revealed levels much lower can cause:

- * Cataracts
- * Skin Cancer
- * Dizziness and Headaches
- * Blood Disorders
- * Increased Stress
- * Birth Defects in Pregnant Women
- * Central Nervous System Damage
- * Temporary Sterility in Men
- * Cardiovascular Problems
- * Interference with Some Pacemakers

COMPLETE DIRECTIONS INSIDE AND ON THE BACK OF THE DETECTOR CARD™ FOR YOUR CONVENIENCE

KEEP OUT OF REACH OF CHILDREN

IF YOU HAVE ANY QUESTIONS OR COMMENTS PLEASE CALL (800) 427-0550 OR VISIT US ON THE INTERNET AT:
WWW.PROLABINC.COM



6 83431 99115 6



The #1 Selling Brand of
Home Safety Test Kits!

WESTON, FLORIDA, 33326
MADE IN U.S.A.

© PRO-LAB®, INC. 2006 6/06




PROFESSIONAL
MICROWAVE OVEN
LEAKAGE DETECTOR


VERY IMPORTANT: The Detecto Card™ must be used at a room temperature between 69°F and 80°F. If the smile face in the green box located at the bottom of the sensor strip turns “blue” or disappears, The Detecto Card™ is too hot. Let it cool before testing.

DIRECTIONS:


1. Place a cup of cold water in the Microwave Oven.



2. Set Microwave ON HIGH for 1 minute and push start.



3. While holding The Detecto Card™ on the thumb mark (DO NOT TOUCH SENSOR WHILE IN USE) and with the front of the card facing you, slowly skim the sensing element counter-clockwise over and around the door seals and hinges one time during the entire 1 minute period.



NOTE: DO NOT PUT THE DETECTO CARD™ INSIDE THE MICROWAVE OVEN, IT WILL MELT!

RESULTS:

NOTE: PRO-LAB® is not responsible for incorrect results due to non-compliance of directions.



If just the smile face is visible, no radiation leakage is present.



If a sad face appears while the smile face is visible, oven is leaking minor radiation.



If the skull and cross bones appear while the smile face is visible, it could be extremely dangerous. Do not use the oven and contact a qualified kitchen appliance technician.