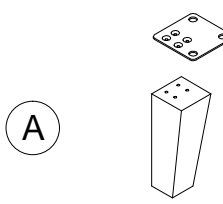
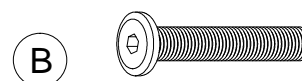

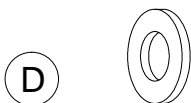

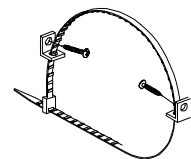


ASSEMBLY INSTRUCTIONS
ITEM # : 30035
St. BARTS

St. BARTS HARDWARE

 <p>A</p> <p>LEG x 4</p>	 <p>B</p> <p>ALLEN BOLT x 8 (Ø5/16" *20 MM)</p>	 <p>C</p> <p>SPRING WASHER x 8 (Ø5/16")</p>
 <p>D</p> <p>FLAT WASHER x 8 (Ø5/16")</p>	 <p>E</p> <p>ALLEN KEY x 1 (M4)</p>	 <p>F</p> <p>TIPPING RESTRAINT x1</p>

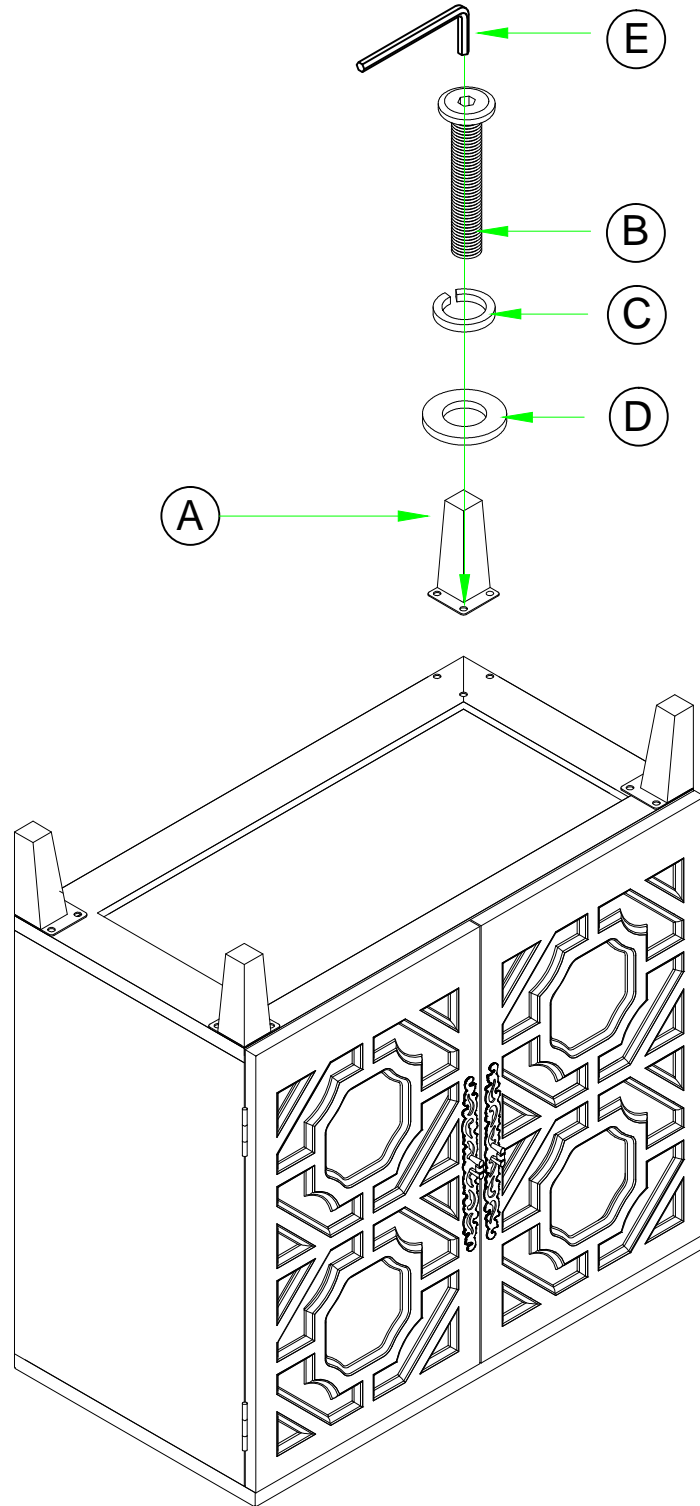
Customer Service Contact Information:
Toll Free Phone Number: 1-844-771-2727
Email: consumercare@lanefurniture.com
Website: www.lanefurniture.com

NOTES :

- CHECK CAREFULLY FOR SMALL PARTS WHICH MAY COME LOOSE DURING SHIPMENT.
- REMOVE ALL COMPONENTS FROM THE PACK AND PLACE ON A CLEAN, SOFT SURFACE TO ASSEMBLE.
- UNITS SHOULD BE ASSEMBLED BY TWO OR MORE PEOPLE.
- DO NOT OVER - TIGHTEN SCREW/ BOLTS UNTIL ASSEMBLY IS COMPLETED.
- WITH USE, SCREW/ BOLT MAY BE COME LOOSE & MUST BE TIGHTENED PERIODICALLY.



STEP 1 (x1)



STEP 2 (x1)

