



6630 instruction for installation




1、 The hanging board is fixed on the ceiling with screws



2、 Wiring for driving input power line and ground line Terminal and household power cord butt joint, lock Tighten the screws.



3、 the lamp chassis side and hanging plate pair Should be good hole position, lock the screw.



4、 Installation completion renderings

Warm tip:After the lamp body is assembled, please test the electricity before installing it