

# DAYTON® SPECIFICATIONS

## Dayton® Double Bowl Sink Models D, DJ, DD and DDJ Series

### GENERAL

Sink is formed of #22 gauge, 300 series, nickel-bearing stainless steel. Top mount.

### DESIGN FEATURES

Bowl Depth: See next page

Coved Corners: D22519: 2-1/4" (57mm) vertical and horizontal radius  
D23317, D23319: 2-1/2" (64mm) vertical and 2-3/4" (70mm) horizontal radius

D23321, D(J)23322, DD(J)23322: 4" (102mm) vertical and 3-1/4" (83mm) horizontal radius

Rim Height: 3/16" (5mm)

Faucet Deck: Raised (except D22519, D23317 and D23319 series).

Finish: Exposed surfaces are polished to a satin finish.

Underside: Undercoated on bottom of bowls

### OTHER

Drain Opening: 3-1/2" (89mm)

Installation Hardware: Included for 3/4" (19mm) countertop.

### OPTIONAL ACCESSORIES

Bottom Grid: GBG1414SS (D23317 & D23319), GBG1415SS (D23321 & D23322)

Drain: D1125

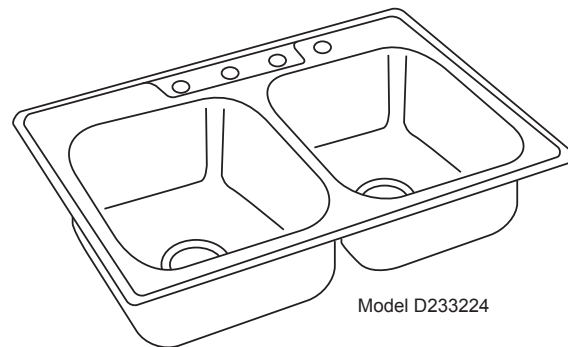
Sink complies with ASME A112.19.3/ CSA B45.4



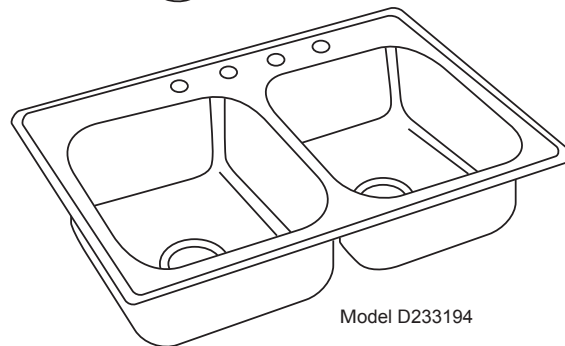
Sinks are listed by IAPMO® as meeting the applicable requirements of the Uniform Plumbing Code®, International Plumbing Code®, and National Plumbing Code of Canada.



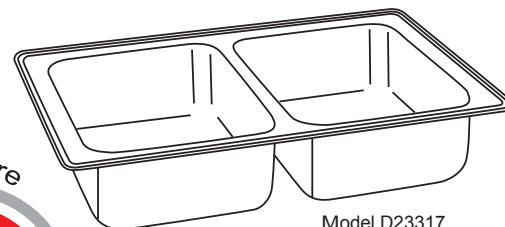
Identified sinks are compliant to ADA and ANSI/ICC A117.1 accessibility requirements when installed according to the requirements outlined in these standards.



Model D23322



Model D23319



Model D23317



### SINK DIMENSIONS (INCHES)\*

U-Channel Model Number	J-Channel Model Number	Overall		Inside Each Bowl			Cutout in Countertop (1-1/2" (38mm) Radius Corners)		No of 1-1/2" (38mm) Dia. Faucet Holes 4" (102mm) Center	Minimin Cabinet Size
		L	W	L	W	D	L	W		
		A	B	C	D	E				
D22519	-	25 (635mm)	19 (483mm)	10 (254mm)	14 (356mm)	6-1/4 (159mm)	24-3/8 (619mm)	18-3/8 (467mm)	1, 3 or 4	30 (762mm)
D23317	-	33 (838mm)	17 (432mm)	14 (356mm)	14 (356mm)	6 (152mm)	32-3/8 (822mm)	16-3/8 (416mm)	NONE	36 (914mm)
D23319	-	33 (838mm)	19 (483mm)	14 (356mm)	14 (356mm)	6-7/16 (164mm)	32-3/8 (822mm)	18-3/8 (467mm)	1, 2, MR2, 3, 4 or 5	36 (914mm)
D23321 DW1023321 DW5023321	-	33 (838mm)	21-1/4 (540mm)	14 (356mm)	15-3/4 (400mm)	6-1/2 (165mm)	32-3/8 (822mm)	20-5/8 (524mm)	1, 2, MR2, 3, 4 or 5	36 (914mm)
D23322 DW1023322 DW5023322	DJ23322 DJW1023322 DJW5023322	33 (838mm)	22 (559mm)	14 (356mm)	15-3/4 (400mm)	6-9/16 (167mm)	32-3/8 (822mm)	21-3/8 (543mm)	1, 2, MR2, 3, 4 or 5	36 (914mm)
DD23322	DDJ23322	33 (838mm)	22 (559mm)	14 (356mm)	15-3/4 (400mm)	7-1/16 (181mm)	32-3/8 (822mm)	21-3/8 (543mm)	1, 2, MR2, 3, 4 or 5	36 (914mm)

\*Length is left to right. Width is front to back.

\*\*W10 = 10 pack & W50 = 50 pack.

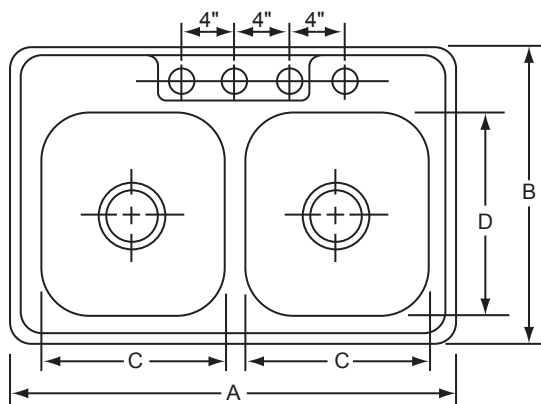
In keeping with our policy of continuing product improvement, Elkay reserves the right to change product specifications without notice. Please visit [elkay.com](http://elkay.com) for the most current version of Elkay product specification sheets.

This specification describes an Elkay product with design, quality, and functional benefits to the user. When making a comparison of others producers' offerings, be certain these features are not overlooked.

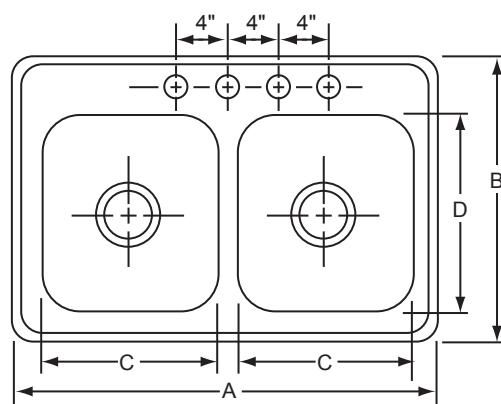
**Dayton® Double Bowl Sink**  
**Models D, DJ, DD and DDJ Series**

# DAYTON®

## SPECIFICATIONS



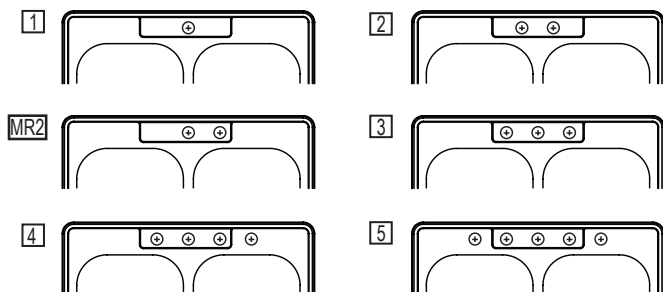
Bowl Depth is E  
 Model D233224 Illustrated



Bowl Depth is E  
 Model D233194 Illustrated

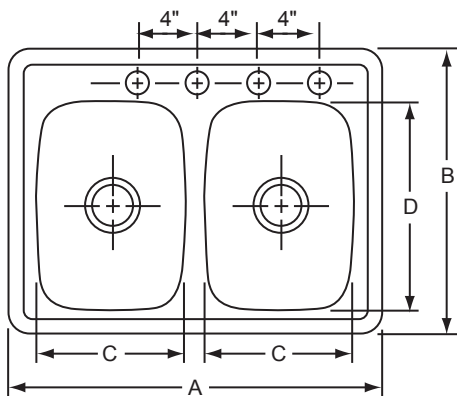
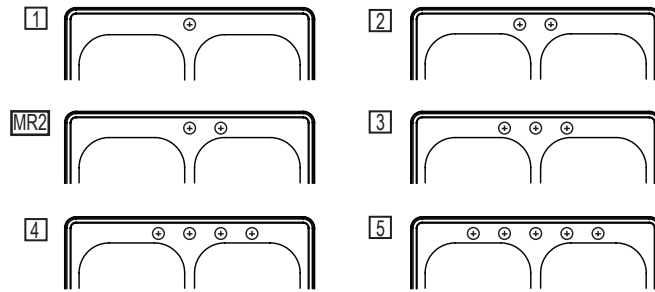
### Hole Drilling Configurations

1-1/2" (38mm) Diameter Faucet Holes on 4" (102mm) Centers

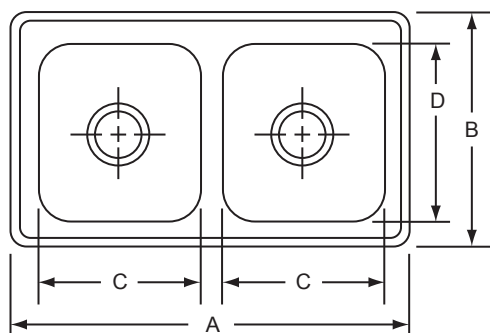


### Hole Drilling Configurations

1-1/2" (38mm) Diameter Faucet Holes on 4" (102mm) Centers



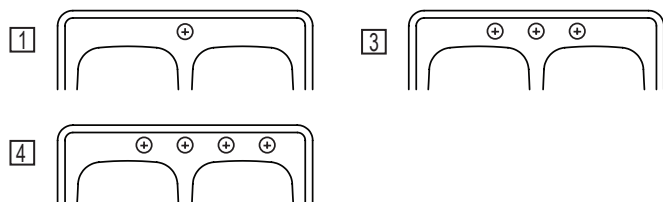
Bowl Depth is E  
 Model D225194 Illustrated



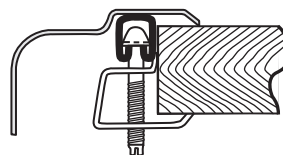
Bowl Depth is E  
 Model D23317 Illustrated

### Hole Drilling Configurations

1-1/2" (38mm) Diameter Faucet Holes on 4" (102mm) Centers



### U-Channel Type Mounting System



### J-Channel Type Mounting System

