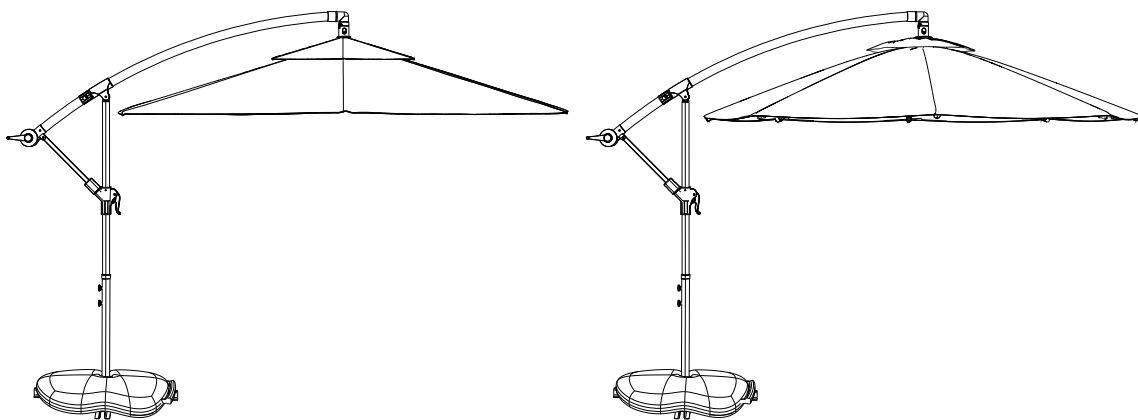


Barbados Cantilever Parasols With sandbags



Sku:
A013-018/A013-016/A013-005/A013-026/A013-019/A013-017

CONTENTS

Safety Instructions	3
Care & Maintenance	3
Parts List	4
Assembly	5
After sale	8

Safety Instructions



Note Please retain these instructions for future reference

Please fix all screws and knobs before use, Please read and understand this entire manual before attempting to assemble or install the product. It should not be used as a toy or tool. Children should not engage in the operation, assembly, removal, or disassembly of the product

Every 3 months, determine whether all screws and knobs are tightened

During the initial assembly, do not tighten all the screws until fully assembled

Never leave unattended, fully opened, or use in windy conditions, gusts or storms

Note that some parts are heavy and have sharp edges, so you should pay attention to your hands being scratched when you take them

If any parts are broken, damaged, or missing, please do not attempt to assemble this product, please contact our customer service online

Please do not use the product in a way that is different from the manual, as this may result in the failure of the warranty

Care & Maintain

If the umbrella encounters a humid environment, it needs to be dried in a sunny or naturally ventilated environment

Store in a dry place during the of' season

Keep the umbrella away from fire or heat sources.

Our umbrellas are suitable for home and leisure places such as courtyards, gardens, swimming pools, etc.

If you need umbrellas in public places, please contact us online

Fabric Care

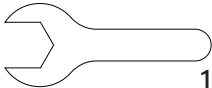
To spot clean, use mild soap with lukewarm water, rinse, and air dry.

Do not clean with bleach or solvents.



To protect the life of the umbrella, it should be stored indoors or in a dry place when not in use

Parts List

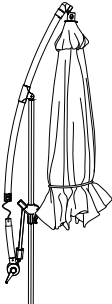
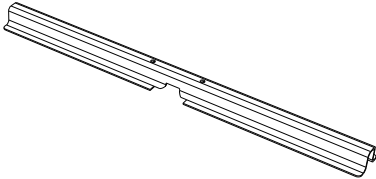

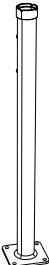

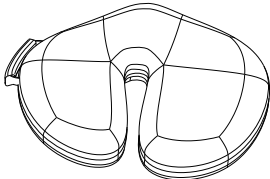
Tools required

	1pc
Z-Wrench	

Accessories required

	4pc		4pc
A-Washer		B-M8X16MM	

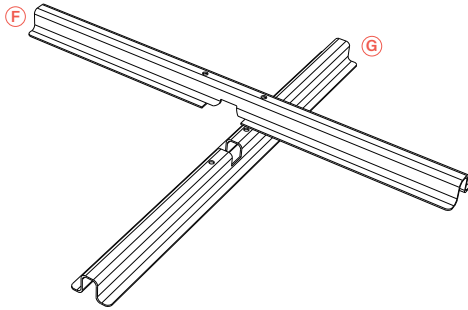
Parts required

	1pc		1pc		1pc
E-umbrella		F-Upper crossbar		G-Lower crossbar	
	1pc		2pc		1pc
H-Foot tube		I-plum blossom knob		(Without sand)	
				J-Sandbag	

Assembly

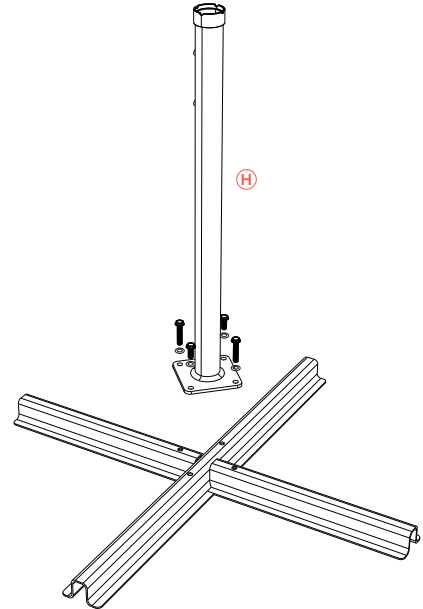
Step1

Place the part F upper crossbar on the part G lower crossbar



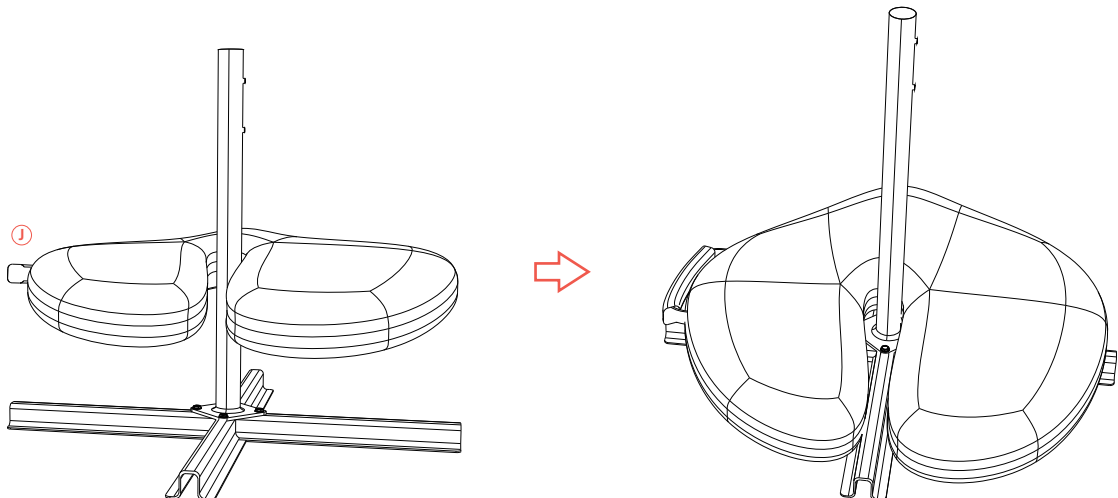
Step2

Use part A, B screw fittings to fix the connection between part H and part F and G



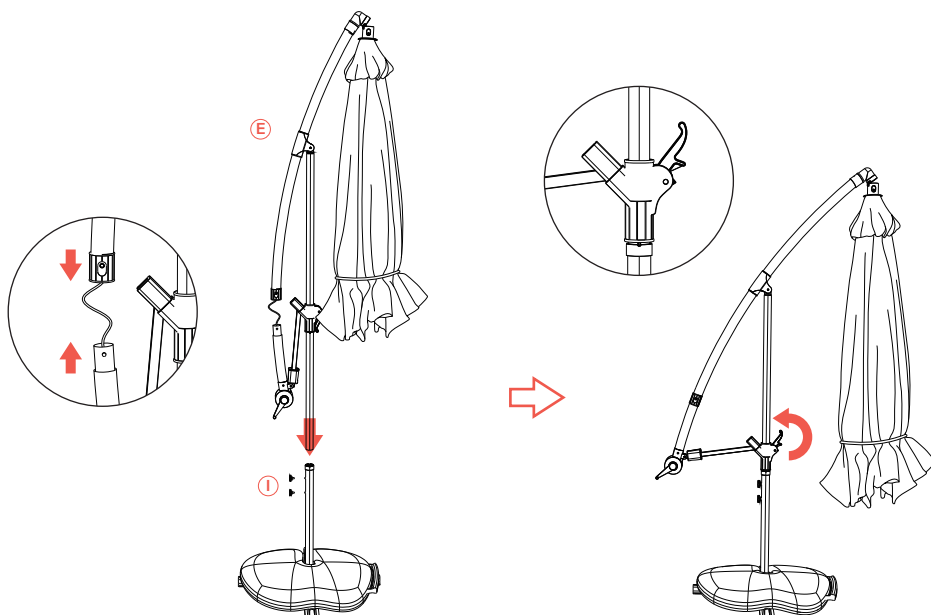
Step3

Fill the base of the sandbag with sand (maximum weight after sand irrigation is 105 pounds) and then fix them on our crossbar



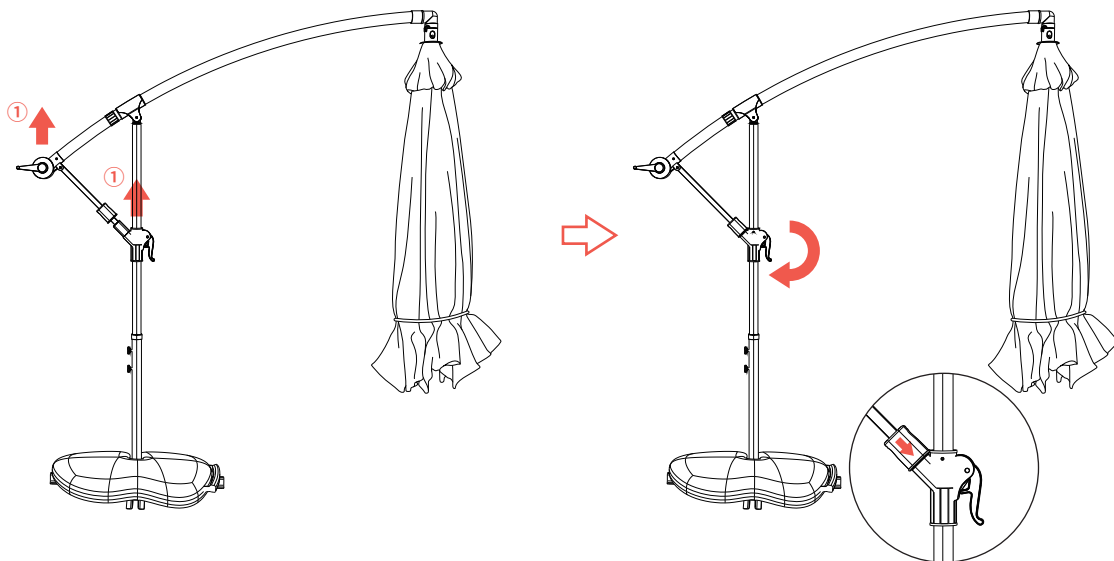
Step4

Connect the boom of part E, Connect part E to part H, and tighten it with part I, Open the wrench, grab the hand and pull the umbrella out



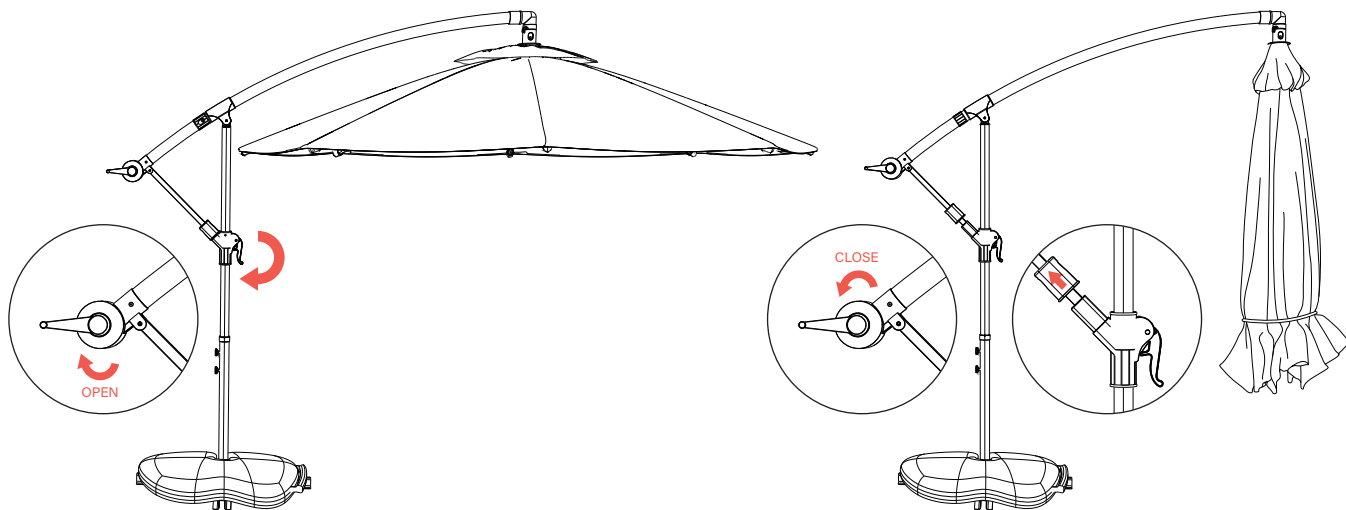
Step5 -Opening and Closing

Before opening, gently move the umbrella ribs and umbrella cloth to separate them push up the position of the rocker and the plastic part on the umbrella pole simultaneously, and then fix the sleeve on the umbrella pole. Finally, lock the wrench



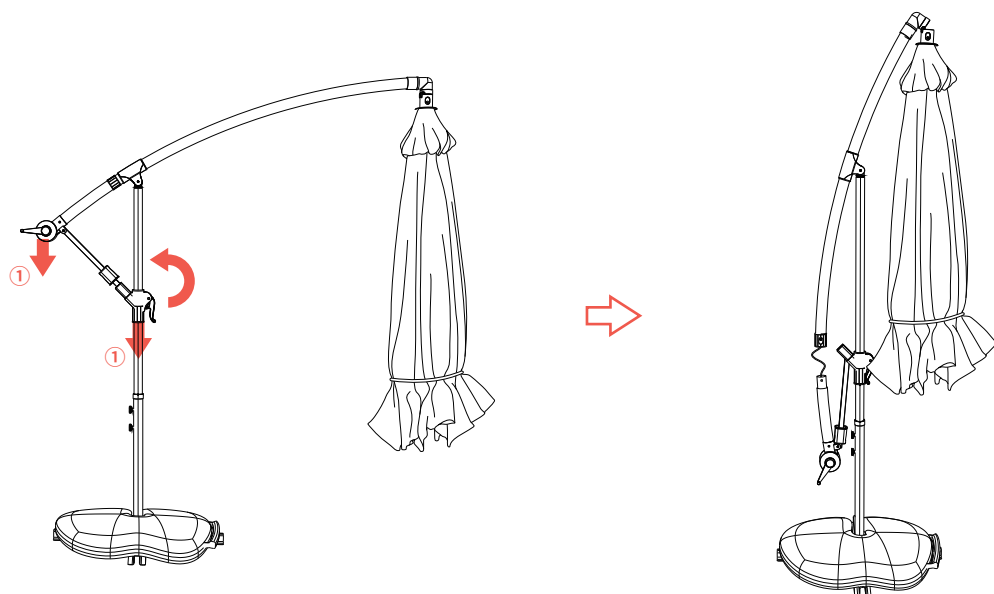
Step6

umbrella is opened, Shake the handle clockwise until the umbrella is fully open, When not in use, shake the handle counterclockwise until the umbrella is fully retracted and pull the sleeve on the shaft outward



Step7

Hold the hand in place, pull the umbrella down, and secure it with the Velcro strap on the cover



WARRANTY

Outdoor umbrella

2-year Warranty Program

For a period of two (2) years after date of purchase, the Manufacturer will either repair or replace defective components in accordance with this Limited Warranty. This warranty is between the Manufacturer and the original purchaser and is valid only when accompanied by the original purchaser's sales receipt showing original date of purchase and location of purchase. Replacements under this warranty revert back to the date of original purchase for future warranty.

The manufacturer or its authorized dealer can accept or reject warranty claims based on its findings. This warranty applies in normal residential use only and is not intended for commercial use. The Manufacturer can make substitutions as required of materials, components, and sub-components of comparable value and utility. This warranty is limited to product repair or replacement (to be determined solely by the Manufacturer). Warranty return is limited to only the single affected component.

This limited warranty covers only manufacturing defects and does not cover normal wear and tear, damage due to acts of nature (such as, but not limited to freezing or high winds), abuse or misuse, including chemical damage from suntan oil or other chemicals, exposure to extreme heat or cold, abrasion or excessive weight. This product is intended to be used in standard installations only. This warranty is void if the product is not used for its intended purpose. The Manufacturer disclaims liability for any aspect of installation and any inconvenience caused by a defective part of a component.

Certain items are not covered by this warranty. These include, but are not limited to the following:

1. Components subjected to abuse, including abuse intended to simulate failure
2. Damages caused by retailer, shipper or installation crew (such as scratches, dents, tears, chips, etc.)
3. Any part that only shows normal wear and tear on the surface, including debris, scratches, or material stretching and stitching.
4. Tears, punctures, scratches or any damage caused by improper installation or use.
5. Damage to frames/welds resulting from improper assembly or exposure to water and/or sub-freezing temperatures is not covered.
6. The fading caused by other external forces on the umbrella cloth surface is not included.
7. Umbrella bases are not covered under any circumstances.
8. Items sold "as is" or floor models.

If you need after-sales service, please provide the original purchase record and a brief description of the problem. Please also provide your email address or mobile number.

This is all express limited liability, we neither do nor bear any other guarantees. This exclusive remedy is limited to the acquisition and repair or replacement of any product or component deemed defective in accordance with the terms and conditions of this warranty. In any case, we will not be responsible for the use of this product, breach of this warranty or accident. Responsible for any accidental, indirect, special or consequential damages. Unless otherwise required by law. Except for the guarantees described here, there are no other express or implied guarantees, and all other guarantees are expressly denied, including any implied guarantees of merchantability or fitness for a specific purpose.